


135th Annual Fowlerville Family Fair



July 26th-31st, 2021

Youth Show Entry Book

The Fowlerville Youth Show's mission is to provide youth the opportunity to show their arts, crafts, animals and abilities in an environment where they can build relationships, develop skills and have fun.

Fowlerville Agricultural Society

presents the

135TH FOWLERVILLE

FAMILY FAIR

JULY 26- 31, 2021



Enter Online
at

Fowlervillefamilyfair.com

All entries will be accepted on available space.

Please read this book and understand the rules before you proceed with entries.

The Fowlerville Family Fair Board Reserves the final and absolute right to interpret all rules and regulations and arbitrarily settle all matters connected with them.

Effective, May 1, 1990, in order to receive premium award payments; all exhibitors must furnish the Fowlerville Family Fair their social security number or federal id number on the entry form.

PLEASE NOTE:

This is not a jackpot show.

All animals must be auctioned off during the show week.

Species shown in the Fowlerville Fair Youth Show may not be registered to auction in any other county fairs in 2021. For example, you may not show and auction swine at Fowlerville and show and auction swine at another county fair. You may, however, show swine at the Fowlerville Fair and sheep at another county fair.

Failure to comply will result in being banned from the Fowlerville Fairgrounds in the future. If you are found breaking this rule during fair week, you will be assessed a fee that will be deducted from your auction price as well as having any current awards and placings stripped.

fair@fowlervillefamilyfair.com • 517-223-8186

8800 W. Grand River Ave., P.O. Box 372 Fowlerville, MI 48836

INDEX

Exhibitor Program.....	3
MDARD Animal Health Requirements	4
Large Animal Drug Testing Policy.....	5
Youth Show Superintendents	6
Youth Show Rules.....	6
Livestock	
Dept. 02 - Dairy Cattle	9
Dept. 04 - Beef	10
Dept. 06 - Sheep	11
Dept. 08 - Goats.....	12
Dept. 10 - Swine.....	14
Dept. 12 - Poultry, Pigeons, Waterfowl	15
Dept. 14 - Rabbits	17
Dept. 16 - Pocket Pets.....	18
Dept. 18 - Horse & Pony	19
Dept. 20 - Dogs	23
Dept. 22 - Cats & Kittens	25
Dept. 26 - Large Animal Market Livestock	26
Dept. 28 - Small Animal Market Livestock.....	28
Still Exhibits (Non-Animal)	
Dept. 60 - Culinary Arts (Food Preparation)	31
Dept. 61 - Culinary Arts (Food Preservation)	33
Dept. 62 - Fine Arts	34
Dept. 63 - Photography.....	36
Dept. 64 - Clothing and Textiles.....	37
Dept. 65 - Demonstrations.....	39
Dept. 66 - Natural Resources (Conservation & Entomology).....	40
Dept. 67 - Educational Projects (Safety & Emergency Preparedness, Leisure Education & Sports, Leadership, Achievement, Citizenship)	41
Dept. 68 - Sciences (Animal, Electrical, Engines & Power, Rocketry, Computers & Robotics)	43
Dept. 69 - Agriculture.....	45
Dept. 70 - Floriculture	46
Dept. 71 - Horticulture.....	47
Dept. 73 - Peewee (5-7-year-old).....	48
Dept. 75 - Still Exhibit Auction.....	49
Campsite Contest.....	50

***Premiums subject to change.**

The Fair reserves the right to pro-rate or eliminate premiums if funding is not received from the State of Michigan or if Fair receipts are insufficient to pay expenses.

Exhibitor Program

- ❖ All Exhibitors must have projects on display at the scheduled times.
- ❖ Judges will leave as soon as the judging of projects on display is finished.
- ❖ All times and dates may be subject to change.

Saturday, July 24

9am - 1pm	Judging Still Life Projects – Photography, Creative Arts, Folk Art, Woodworking, Crafts, Ceramics, Folkpatterns, Safety & Preparedness, Leisure Education & Sports, Electrical Science, Engines & Power, Computers, Rocketry, Clothing, Knitting, Crocheting, Needlecraft, Buymanship, Fruit, Flowers, Vegetables, Plant Science, Vegetable Creations, Conservation, Entomology & Self-Determination Exhibits, 5–7-Year-Old Peewee Division, Foods & Nutrition (<i>Dan Krebs Area</i>). Exhibits will be judged alphabetically.
4pm	Youth Dog Obedience and Fun Classes – <i>Livestock Arena</i>

Sunday, July 25

8am – 2pm	Animal that can check in: Beef, Dairy, Feeder Calves, Sheep, and Goats
12pm - 4pm	Check-in for all Poultry/Rabbits
2pm-6pm	Horse Check-In
6pm	Small Animal Project Meeting (Goat, Poultry, Rabbit)
6:30pm	Horse Meeting

Monday, July 26

8am	English, Western & Trail Horse Show – <i>Horse Show Arena</i>
9am	Market Poultry Show – <i>Small Animal Barn</i>
9am	Goat Show – <i>Livestock Arena</i>
1pm	Show Poultry Show – <i>Small Animal Barn</i>
4pm	Demonstrations – Public Speaking – “Green Church”
7pm	Non-Animal Achievement Program Ceremony – <i>Livestock Arena</i>

Tuesday, July 27

8am	Gymkhana Horse Show – <i>Horse Show Arena</i>
9am	Rabbit Show – <i>Small Animal Barn</i>
	Dog Showmanship & Agility Classes – <i>Livestock Arena</i>

Sheep Show – *Sheep & Swine Show Ring*
Open Sheep Show
Costume Class Horses – *Horse Show Arena*
Horses leave grounds
Swine may arrive on the grounds
Swine Meeting

3pm
6pm
6pm-9pm
9pm

Wednesday, July 28

8am	Trail Clinic – <i>Horse Show Arena</i>
9am	Beef & Feeder Show – <i>Livestock Arena</i>
	Open Beef Show
1pm	Pocket Pets, Companion Pets & Reptile Show – <i>Small Animal Barn</i>
8pm	Poultry Leaves Grounds – Feed must be removed by noon

Thursday, July 29

8am	Swine Show – <i>Sheep & Swine Show Ring</i>
	Rail & Showmanship Clinic
9am	Dairy Show – <i>Livestock Arena</i>
	Open Dairy Show
4pm	Showmanship Sweepstakes – (Dairy, Beef, Sheep, Swine, Horse & Goat, Dog, Poultry, Rabbit) – <i>Livestock Arena</i>

Friday, July 30

9:30am	Cat Show – <i>Small Animal Barn</i>
10am	Large Animal Market Auction Meeting and Set-Up - <i>Livestock Arena</i>
2pm	Large Animal Market Auction – <i>Livestock Arena</i>

Saturday, July 31

10am	Still Exhibit Auction – <i>Livestock Arena</i>
1pm	Small Animal Auction – <i>Livestock Arena</i>
Midnight – 2 am	Large Animal Self-Destination Animals and Open Class Animals may leave fairgrounds. Small Animal Self-Destination Animals may leave fairgrounds.

Sunday, August 1

	Fair Clean up (everyone required to help)
8am	Decorations can come down in animal barns
9am	Pens can be taken down.
9:30am	Release of all youth animal and non-animal exhibits.
1pm	Deadline for all projects to be picked up

MDARD 2021 Exhibition Requirements

www.michigan.gov/mda-exhibitinfo

Revised December 2020 (Replaces All Previous Editions)

The term "livestock" refers to those species of animals used for human food and fiber or to those species of animals used for service to humans. Thus, "livestock" includes (but is not limited to) cattle, sheep, New World camelids (llamas, alpacas, vicunas, and guanacos), goats, bison, privately-owned cervids, ratites (cassowaries, kiwis, ostriches, and emus), swine, equine, poultry, aquaculture, and rabbits. However, "livestock" does not include dogs and cats.

GENERAL REQUIREMENTS

Exhibitors at state, county, and district fairs (along with other livestock exhibitions, expositions, and shows) are required to comply with all the statutory and regulatory provisions of the State of Michigan relating to animal health outlined in the Animal Industry Act, 1988 PA 466, MCL 287.701-287.747. All references to "animals" below include, but are not limited to, animals exhibited by 4-H and other youth, open classes, petting zoos, rodeos, circus animals, racing pigs, pony rides, and exotic animals.

1. A person who suspects or confirms an animal is either affected by a reportable disease or contaminated with a toxic substance shall immediately report the case to the Michigan Department of Agriculture and Rural Development, Animal Industry Division (MDARD AID) by calling 800-292-3939 (daytime telephone) or 517-373-0440 (after hours emergencies).
2. Livestock with clinical signs of infectious, contagious, or toxicological disease, either at check-in or during the event, shall be removed from the fair, exhibition, exposition, or show. Alternatively, by permission of MDARD AID, such livestock may be isolated on the premises. An accredited veterinarian's knowledge and advice may be sought out by an exhibitor or exhibition staff to assess an animal for clinical signs of an infectious, contagious, or toxicological disease.
3. A fair, exhibition, exposition, or show authority shall have an accredited veterinarian on call whenever there are animals on the premises.
4. All cattle, bison, farmed deer, goats, and sheep shall bear official United States Department of Agriculture (USDA) identification before they leave their home premises. Swine require official USDA identification prior to being exhibited.
5. It is the responsibility of exhibitors to ensure that all test charts, official identification, and interstate certificates of veterinary inspection or other Return to the Table of Contents 5 movement documents required by this act accompany their animal(s) and that proof of fulfilling these requirements is provided to the director, fair, exhibition, exposition, or show authority upon request.
6. A fair, exhibition, exposition, or show authority shall do all of the following: (a) Notify exhibitors of the official identification, health tests, and movement documents required for importation into and exhibition in this state. (b) Examine and approve required official identification, certificates of veterinary inspection, test charts, and other required documentation before displaying, exhibiting, or stabling the animals in the exhibition area or before commingling with other animals. (c) Provide shipping arrangements for all exhibited livestock that are to be removed from the fair, exhibition, exposition, or show facility for direct movement to slaughter or to a market for livestock auction as that term is defined in 1937 PA 284, MCL 287.121 to 287.131. (d) Notify exhibitors whether poultry vaccinated against infectious laryngotracheitis are allowed in the fair, exhibition, or exposition.
7. A fair or exhibition may require additional testing or vaccination of animals before entry and during the fair, exhibition, exposition, or show.
8. Whenever an official test is conducted or an official vaccination is administered by an accredited veterinarian, livestock shall, unless exempted, be permanently identified in a manner approved by MDARD AID.
9. Unless otherwise approved or waived by the director, all of the following apply to exhibition facilities: (a) A facility for exhibition of animals shall be constructed in a manner to allow sufficient separation of each exhibitor's animals and to allow for sufficient separation of species. The facility shall be constructed of a material that can be adequately cleaned and disinfected. (b) Animal housing shall be constructed and placed to provide adequate light and ventilation appropriate for the animals being housed. (c) An exhibition facility and associated buildings shall be cleaned and disinfected with a state veterinarian-approved disinfectant used in accordance with label instructions before animals are admitted. o Virkon-S o Accelerated Hydrogen Peroxides (Accel, Intervention, or Rescue) o Bleach (such as Clorox) at a rate of 1:32, which is ½ cup (4 oz.) to one gallon of water. Do not add ammonia to bleach/water mixture. o Phenolic disinfectants (like Pinesol) for poultry equipment and coops (d) Access to hand-cleansing facilities or hand-sanitizing methods shall be available in close proximity to each building that houses animals. (e) Bedding used by livestock, feed waste, shipping containers, and other animal associated waste shall be removed from the animal area and disposed of in a timely and responsible manner. (f) An animal shall not be used as a prize at a carnival or a midway activity unless approved by the director.

GENERAL REQUIREMENTS FOR OUT-OF-STATE EXHIBITORS OF ANIMALS

1. An animal imported for exhibition shall meet the requirements for importation of the applicable species and shall be accompanied by a copy of an official interstate health certificate or an official interstate certificate of veterinary inspection issued by an accredited veterinarian from the state of origin.
2. An animal shall not be diverted to premises other than the destination site named on the documentation that accompanies the animal.
3. It is the responsibility of the exhibitor to ensure that all reports, test charts, official identification, and official interstate health certificates or official interstate certificates of veterinary inspection required by this act accompany the animals of the exhibitor and that proof of fulfilling these requirements is provided to the director, fair, exhibition, exposition, or show authority upon request.

Market Animal Drug Testing Policy

The Fowlerville Fair Board of Directors reserves the right to drug test fair animals. By registering to show your animal(s) at the Fowlerville Family Fair, you are authorizing the Fowlerville Agricultural Society the right to drug tests your animal(s).

Drug Testing will take place if an official complaint is filed with the Fair Board before 6:00 p.m. on the Thursday of Fair. Complainants must fill out the complaint form and submit \$130.00 for the drug testing to take place. The procedure for the test will follow the steps below. If the test comes back negative the complainant will not be reimbursed. However, if the test comes back positive the complainant will be reimbursed the entire \$130.00.

Michigan Department of Agriculture and Rural Development will run the necessary test at the cost of \$130.00 per test. If a positive reading is received, the exhibitor with the animal in question is then responsible for the cost of the second test at approximately \$500.00. With two (2) positive results, Fowlerville Family Fair Board reserves the right to disqualify any animal, either alive or slaughtered, found in violation of the use of drugs, and/or chemicals. Disqualification will result in voiding of the placing(s) of the animal(s) in question; forfeiture of any and all ribbons/trophies/special awards and assessment of a fine equal in amount to the total sale of the animal; reimbursement of first drug test of \$130.00 and disbarment of the exhibitor from exhibiting at the Fowlerville Family Fair for a period of three (3) years. Other animals will not be moved up in placing.

PROCEDURE FOR DRUG TESTING

1. Verify the animal you are about to test. Identify any tattoos, ear tags or ear notches that are on the animal. Whenever possible use USDA official Identification vs. farm identification. Be sure to include this information on the "Sample Tag".
2. Present the container for examination to the animal representative/exhibitor, making sure to verify with the animal representative that the security seal has not been previously broken. (The animal representative must remain with the animal at all times during the sample collection process.)
3. Record the seal number in the top right box of the Sample Transmittal Packing List.
4. Open the container by pressing upward on the tab marked open, breaking the seal.
5. Place the container in the catching stick; fold the lid back and anchor it under the metal finger welded onto the handle.
6. If a urine sample cannot be obtained, a Michigan Licensed Veterinarian/Veterinarian Technician may collect five (5) tubes of blood from the animal. Each tube of blood must be identified with one of the six small sticker tags provided on the "Sample Tag". Place the five labels blood tubes inside a plastic sample container and seal as described below.
7. After collecting the sample, close the lid and snap it completely shut. Loop the barbed plastic strip on the sample container through the two holes in the container tabs and pull snug. Apply a short piece of evidence tape across the protruding end of the plastic barbed strip and also across the lid and down sides of the container.
8. Complete the information on a "Sample Tag" substituting the name of the fair for "Track", the name of the animal (Grand Champion Steer, Reserve Champion Swine, etc.) for "Horse" and the ear tag number or other unique identification number for "Tattoo". After the animal representative has watched the sample collection and sealing, they must sign under "Witness" on the "Sample Tag". The person collection the sample must sign under the "Sampled By" on the "Sample Tag."
9. Place on completed large sticker tag from the top of the "Sample Tag" on the top of the sample container over the evidence tape and the other completed sticker tag on the side of the container. The remaining portion of the completed "Sample Tag" must be kept and NOT returned to the lab.
10. Lock the sealed labeled sample container in a metal can. Once the can is locked it cannot be opened until it reaches the lab.
11. Samples must be held secure and cold until transferred to the laboratory. (Urine may be frozen; blood must be kept refrigerated and never frozen.)
12. Any discarded needles should be placed in an approved "Sharps" container by the veterinarian/veterinarian technician.
13. When all sample collection has been completed, fill out the "Sample Transmittal Packing List." The packing list must identify the tag number of all samples included in the case. Enclose the completed "Sample Transmittal Packing List" any unused supplies and regenerated/refrozen freezer packs in the case and seal it with the provided intact case seal.

Complaint forms can be obtained and filed with the Fair Office.

All health requirements will be covered by the State Health Requirements for all species of animal exhibited.

Youth Show Superintendents

Animal Science	Joann Schmidt
Beef	Gary Fox
Beef	Martha Munsell
Clover Buds	Kristen Hines
Cats	Suzanne Cloudman
Clothing & Textiles	Molly Moulton
Creative Arts & Crafts	Susan Ogden
Dairy	
Dogs	Taunya Rehfus
Engines/Electrical,	
Leisure Education (Shooting Sports, Fishing & Sports)	Dave Budd
And Woodworking	
Folk Art/Folkpatterns	
Foods/Nutrition	Paula Klein
Goats	Matt Williams
Horse/Pony	Michelle Carnevale
Horticulture/Floriculture/Entomology	Nan-Marie Fox
Leadership/Education/Citizenship/Natural	
Resources & Demonstrations	Barb Parker
Photography	Jenna Kingsley
Pocket Pets	Sherry Jones
Poultry (Barn)	Don Roberts
Poultry	Sherry Jones
Rabbits	Donna Carpenter
Sheep	Melissa Westphal
Still Exhibit Auction	Tina Kupniewski
Showmanship Sweepstakes	Jenna Kingsley
Swine	Lindsey Latta & Jim Kennedy

Fowlerville Agricultural Society Officers and Board

President – Paul Kunde
Vice-President – David Roberts
Treasurer – Tim Tersigni
Assistant Treasurer – Bill Tesch
Secretary – Claudia Davidson
Director – Don Roberts
Director – Jason Harshbarger
Director – Annette Chamberlain
Director – Melissa Westphal
Director – Michelle Carnevale
Director – Rex Peckens
Director – Matt Williams
Director – Matt Dickinson
Director – Larry Davis
Director – Branden Esch

Superintendent's Duties

1. A superintendent shall have charge of the department to which he/she is assigned and shall be responsible for assignment of space and showing of the exhibits and other related activities.
2. A superintendent shall direct the calling of classes and judging in accordance with the printed programs as far as practicable and shall see that the judges' report fully upon each animal or article exhibited in each class.
3. A superintendent shall see that the numbers representing awards are correctly entered on the award sheets, check all numbers, have each completed judging sheet signed by the judge and ring clerk, and affix his/her signature and date and when completed return the completed judging sheets to the Fair Board office.
4. Trophy presentations will be presented after each session is over (For example at the end of showmanship, breed show and then market shows).
5. Superintendents have the right to quarantine animals and place them in the quarantine section until a veterinarian can look at them. Exhibitors have the right to keep the animal in their trailer or place them in the quarantine area. It is the responsibility of the exhibitor to provide the animal with proper water during this time. The superintendent will attempt to have a veterinarian look at the animal as soon as possible. The exhibitor is welcome to bring in their own veterinarian at their expense if they feel it will expedite the process. Exhibitors of the animal placed in quarantine will be allowed to review and sign the written paperwork from the Superintendent as soon as they determine the animal needs to be quarantined.
6. Superintendents need to hold a show if a member in that class is showing at the same time in another area and has checked in with both superintendents before the start of the show. Superintendents may not exclude the exhibitor, but they may ask the member in question to have a representative stand by the show ring until he/she returns. While waiting superintendents may move to the next class in order to stay on schedule, or allow the judge a 5-10-minute break, but ample time needs to be given to the returning exhibitors so they can be ready.

General Youth Rules

1. The Fowlerville Fair Board reserves the final absolute right to interpret these rules and regulations and to arbitrarily settle all matters connected with the youth department.
2. Youth entry forms must be entered online by June 15th at 11:59 p.m. Late entries will not be accepted. Changes or substitutions will not be allowed past this date and time. ***All Entries MUST be online, and each exhibitor will pay \$5. Link to entry can be found on www.fowlervillefamilyfair.com under the Youth tab. All questions regarding entry process shall be made to Fair Office.**
3. Illegal drugs, alcoholic beverages and controlled substances are prohibited. Exhibitors found using illegal drugs, alcoholic beverages, and controlled substances, while on the fairgrounds will be suspended from the fair for one year and will lose Fair awards for the current Fair year. This rule also includes no smoking outside of designated areas for adult volunteers. Exhibitors, even those "of legal age", are prohibited from smoking. Please note the campgrounds are NOT a designated smoking area.
4. Exhibitors must be no older than 19 years of age as of January 1st of current program year.
5. Premium ribbons are as follows: A – Blue, B – Red, C – White. The department judges will be instructed to judge to the following divisions. It is suggested that department judges use the following award percentages when judging their divisions: 70% - A's, 20% - B's and 10% - C's with the option of awarding less A's and B's and placing them in a lower division.
6. If an animal or exhibit in Youth classes is removed from the fair early without permission, the exhibitor will forfeit all awards and will not be allowed to show at the following fair. Permission for early removal can only be given by Fair Board. Once unloaded, an animal is considered on exhibition and this rule applies.
7. If an animal is placed in a pen or stall without the permission of the superintendent the animal may be removed from the grounds immediately and will not be allowed to show in the current year's classes. Exhibitors of the animal placed in quarantine will be allowed to review and sign the written paperwork from the Superintendent as soon as they determine the animal needs to be quarantined.
8. It is the responsibility of the exhibitor to be in the correct classes at the scheduled times. If the exhibitor is showing in two different areas at the same time it is his/her responsibility to check in with both superintendents prior to the start of the shows to let them know about the potential conflict and to keep the superintendents informed about when he/she will be in the other ring/when he/she will be back. The exhibitor must have a

representative stand by the ring to alert the superintendent when the exhibitor in question has returned.

9. All youth exhibitors will be judged and awarded based on the judge's decision.
10. After animals have been placed by the judge, no re-judging of that class is permitted. After A, B, C ribbons, Best of Show and Judges Awards are given in non-animal exhibits; no re-judging of the class is permitted. The judge's decision is final.
11. An exhibitor is limited to one exhibit per class in animal exhibits unless otherwise specified. The exceptions are mature cows and market animals.
12. All non-animal youth exhibitors are required to be present for judging.
13. In non-animal exhibits an exhibitor is limited to one exhibit per section, unless otherwise stated.
14. All Youth exhibits need to be properly identified with exhibitor name. All projects must be exhibited in their designated areas. Stall cards must be up by 9:00 p.m. the first Sunday of fair.
15. Decorations cannot be hung using nails, staples, tacks, pins etc. If any of these items are used the decorations or exhibits will be taken down.
16. Peewee exhibitors in 5–7-year-old age group may only enter classes in Department 73, Section 525, Classes 7420-7443; and Demonstration and Public Speaking (one or the other) in Department 65 – Section 477.
17. The minimum age of participating exhibitors in animal projects shall be those who attain the age of eight as of January 1st of the program year.
18. All Youth exhibits must remain on display until the designated release time.
19. Projects used for credit at school, church and other youth organizations or have been exhibited previously cannot be reused.
20. **An exhibitor may not show in the same project area in more than one county's program. Ex: If you show swine at the Fowlerville Fair, you may not show swine in another county.**
21. Youth exhibiting animals must enter at least one class in addition to showmanship and must use their project animal in each.
22. Exhibitor must show their own animals. *Please see Superintendent if scheduling conflicts arise in Market Animal areas.
23. The exhibitor is required to supply feed and bedding for their own animals.
24. In order to give the exhibitors recognition for the work they have done as well as for the type of animal they have selected and worked with, judging will be done based on the following guidelines:
 - a. Fitting – As indicated by proper clipping and cleanliness.
 - b. Showmanship – Conduct in the ring and neatness of member.
 - c. Care and Management – As indicated by thrifty growth and proper condition.
25. Exhibitors must personally care for and fit their own animals with assistance allowed; except from professional groomers.
26. Breeding animals shown in Youth Show must be carried as a project by May 1, except dairy cows two years old and older which must be carried as a project by January 1 and goat kids born after May 1 and before June 15.
27. If an exhibitor accepts coaching from the sideline while showing their animal that member will be disqualified by the superintendent.
28. All animal(s) must be in exhibitors' possession by May 1, prior to the fair (except chickens, rabbits and goats born after May 1.)
29. Youth exhibiting at the Fowlerville Family Fair must have their stalls, pens, and cages clean and their animals fed and watered by 10:00 a.m. each day during fair. Exhibitors should then continue care throughout the day.
30. Non-Auction Animals may not leave until 9:30 a.m. the second Sunday of the fair. Decorations may come down at 8:00 a.m. (cleaning at 9:30am). Anyone caught leaving early or taking items down will have their awards revoked and will not be allowed back at next year's fair. Exception: Beef Barn decorations can come down at 7:30 a.m. and the barn will be cleaned at 7:45 a.m. because other areas items are stored in this barn. Also, the Market Poultry pens can be taken down at 8:30 a.m. because of congestion of cage storage.
31. **APPEALS AND COMPLAINTS:** An exhibitor compelled to bring a complaint regarding conflict of interest of the judge, disqualification of an exhibit or exhibitor or eligibility of an exhibit shall make a formal protest in writing to the Fair Board Executive Committee no later than ten days following the end of fair. All protests shall be referred to a special committee, which shall review the protest with interested parties and give parties an opportunity to submit evidence. Report of findings shall be made to the fair board for final decision on the protest not to exceed 15 days. The party against whom the protest was filed shall have the right to read the statement of protest. Exhibitor may file appeal to the Department of Agriculture within 45 days of filing the initial complaint if the exhibitor is not satisfied with the association's action. The Department of Agriculture shall have 60 days after

receipt of any appropriately filed appeal to investigate the complaint and shall issue a finding of fact and notice of department action and any recommended actions for the association.

35. Each exhibitor may register up to two horses/ponies as their Project Animals. If the horse stalls requested exceed the quota of the horse stalls at fair, then each exhibitor will be allowed to bring one Project Animal horse/pony to fair. Members will be selected to bring a second Project Animal horse/pony to fair starting with 19-year-old members and descending in age until the quota is filled.

Showmanship Sweepstakes

1. The large animal contestants will be champion show persons from the following species: beef, sheep, swine, dairy and horses. The small animal contestants will be champion show persons from the following species: goats, rabbits, dogs, and poultry.
 2. Showmanship winners must decide immediately after their show whether they will represent that species of livestock in the Showmanship Sweepstakes. The exhibitor must report his or her decision to the species superintendent.
 3. There will be a Junior (8-11) Intermediate (12-14) and Senior (15-19) showmanship contest.
 4. Once a participant wins in an age division, he or she is no longer eligible to participate in that division.
 5. Animals and equipment will be selected by species superintendents.
 6. Contestants will not use their own animals in the Showmanship Sweepstakes contest. Animals will be assigned by the Showmanship Sweepstakes superintendent or his/her approved representative.
 7. Contestants will be judged by exhibiting each species and be ranked on their ability to handle and present the animals, appearance of the contestant, and the contestant's ability to follow the judge's instructions.
 8. Each contestant will be ranked on each species on a point basis. The point scale will be determined by the Showmanship Sweepstakes superintendent.
 9. Final placing will be based on the lowest total points.
 10. Ties will be broken. The individual with the lowest two scores will be declared the winner. If a tie still exists, the individual with the higher single score loses.
 11. Judges will be selected by the Showmanship Sweepstakes superintendent(s).
 12. If a Showmanship Sweepstakes participant accepts coaching from the sidelines that member will be disqualified by the Showmanship Sweepstakes Representative or the Showmanship Sweepstakes Superintendent.
 13. Award class. No premiums
-

Miscellaneous Provisions

1. Persons having claims against the Association must present them to the Secretary at the close of the fair, in order that they may be examined at the first meeting of the Board Following the fair.
2. The police and other officers at the fair will exercise all care possible to protect its patrons.
3. An ample police force will be kept on the ground's day and night and every effort will be made for the security of exhibitors and others in attendance, but the Association **WILL NOT BE RESPONSIBLE FOR ANY LOSS OR DAMAGE THAT MAY OCCUR.**

Admissions

General Information Concerning Admissions

1. All persons (except children 4 years and under) must be provided with tickets to obtain admission. Tickets for helpers, privilege, and special tickets will be issued only upon requisition and to meet actual necessities.
2. The Gatekeeper is directed to admit no one who does not show an authorized ticket issued by the Association. **TICKETS THAT ARE LOST, FORGOTTEN, LEFT AT HOME OR OTHERWISE OUT OF POSSESSION, WILL NOT BE ENTITLED TO ADMISSION.**

Fair Week Admission – General Gate

General Admission	\$6.00
Children (ages 5-12)	\$3.00
Children (4 and under)	FREE
Parking	FREE

Youth Show Family Member's Season Pass

Good 6 days for one (1) General Admission
May - \$10.00 each
June - \$15.00 each
July - \$20.00 each **pricing good until Noon 1st day of Fair.*
Fair week \$30.00 each

***Pricing for season passes are only valid for Youth member's immediate family.**

"Any person who shall wrongfully or maliciously gain admission to the fairgrounds contrary to rules of said society, shall be deemed guilty of a misdemeanor, and upon conviction shall be subject to a fine of not less than one (\$1) dollar or more than twenty-five (\$25) dollars or imprisonment not exceeding thirty (30) days, or such fine and imprisonment both at the discretion of the court before whom the offender may be tried."
– MICHIGAN STATE LAW

EXHIBITORS NOTICE – HOW TO ENTER YOUR EXHIBITS AT THE FAIR

Every effort has been made to make this year's book as complete as possible. Exhibitors should examine this entry book to thoroughly understand the manner in which the fair is conducted, and to prevent mistakes that could occur. **READ THE RULES** if in doubt as to what to do, inquire of those whose business it is to assist you.

An exhibitor shall make application for entries in all departments by use of the online program only. The exhibitor, by submitting this form, agrees to comply with the instructions printed upon it and in the premium list.

SPECIAL NOTICE TO EXHIBITORS

1. Remember that **NOT** all ribbons placed on an animal or article is awarded premiums.

2. **WE MUST BE GOVERNED STRICTLY BY THE RECORD ON THE JUDGE'S SHEETS.** No alterations can be made after the Judge's Sheets have been returned to the office.
 3. Keep your entry ticket until you receive your exhibit back at close of fair.
 4. **NO PETS ALLOWED ON FAIRGROUNDS.** The exception being Service Animals, Exhibit/Show Dogs, cats, pets (on day of show only), and Entertainment & K-9 Police Dogs, all of which must be always leashed. There are no pets allowed in the camping area. You must clean up after your animal. *Service animals are not categorized as pets. **NO PETS ALLOWED IN BARN OR MIDWAY.**
 5. Exhibitors wishing to enter Open Class must use Open Class entry forms and pay the Open Class exhibitors fees and per head fees. Open class entries are separate from Youth Show entries, although can be submitted via the online program as well.
- For a listing of the 2020 Health Requirements for Livestock Exhibited in Michigan or out of state Livestock Exhibition – see Health Requirements section in Entry Book or call Fair Office for a complete set.

Misc. General Rules of the Fowlerville Family Fair

Alcoholic beverages, controlled substances, firearms (or any weapons), hunting knives, bicycles, roller skates/blades, skateboards and scooters (except those used as merchandise) unauthorized vehicles are not permitted on the fairgrounds.

No vehicles will be allowed on the midway after 10 a.m. daily of the fair. Deliveries will be accepted only until 10 a.m. daily. Gates will be locked at 10 a.m. daily and no vehicles will be allowed inside such areas, nor can deliveries by car or truck be made beyond such gates after this time. No vehicles will be allowed in the camping areas. Please park only in the designated parking areas. Exhibitor parking is in the north lot. **Even if camped in north lot along tree line, there will be NO parking at campsite. All vehicles must remain in designated parking areas. Trailers also have designated areas to allow sufficient parking for vehicles.**

Golf carts, gators, or other motorized modes of transportation will not be permitted on the midway during regular hours of operation 10 a.m. to close daily. Cart paths must be used during these hours that are located on the outer perimeter of the grounds. Call fair office for cart maps.

No dogs, cats, or pets of any kind or exotic animals are allowed; except for certified service animals (including Police k-9), unless they are a part of an authorized show or exhibit. In accordance to the law, you may be asked if an animal is a service animal and what service they provide. Show dogs, pocket pets, and cats must be entered as an exhibitor and exotic animals and pocket pets are only allowed within their show exhibit area. Authorized exhibit animals must enter and exit on scheduled days and gates only and not be carried or walked through public areas if at all avoidable. ALL ANIMALS MUST BE CLEANED UP AFTER.

Horses are not allowed in camping areas, midway, public areas or north lot. It is not necessary to have horses in these areas at any time.

Possession of alcohol or illegal drugs or use of either is strictly prohibited.

The Fowlerville Family Fair is a smoke free environment. We ask you to please refrain from smoking anyplace but the provided designated smoking areas located on the grounds. Smoking is strictly prohibited in all public buildings. It is also prohibited in all public seating areas including the picnic areas, gazebos, food tents and grandstands. Campgrounds are NOT a designated smoking area.

Please refrain from eating or drinking inside any of the barns or animal housing. E. coli O157:H7 is becoming a higher risk throughout the country at our fairs and is spread most by eating and drinking in the barns. Wash your hands often and encourage our visitors to do the same.

DEPARTMENT 2 – DAIRY

1. A first year dairy cattle exhibitor may exhibit two animals. Members may increase by one the number of exhibits for each additional year thereafter.
2. An exhibitor is limited to one exhibit per class in animal exhibits unless otherwise specified. The exceptions are mature cows and market animals.
3. An exhibitor may show two animals in the mature cow class with permission Fair Board and the Dairy Superintendent.
4. All animals shown in Department 2 – Dairy Cattle must be females.
5. Dairy shown in showmanship must also be entered and exhibit in a breed type class.
6. All cattle are required to have an official radio frequency identification device (RFID) ear tag.

Section 700 – Holstein

Section 701 – Guernsey

Section 702 - Jersey

Section 703 – Brown Swiss

Section 704 – Other Breeds

Ribbons only shall be awarded for the classes below:

A - Ribbon B - Ribbon C - Ribbon

Class


- 5001 Junior Calves born between March 1 & May 1, '21
5002 Intermediate Calves born between Dec 1, '20 & Feb 28, '21
5003 Senior Calves born between Sept 1 & Nov 30, '20
5004 Summer Yearling born between Jun 1 & Aug 31, '20
5005 Junior Yearling born between March 1 & May 31, '20
5006 Winter Yearling born between Dec 1, '19 & Feb 28, '20
5007 Senior Yearling born between Sept 1 & Nov 30, '19
5008 Junior Champion – Ribbon Only
5009 Two year old Cow born between Sept 1, '18 & Aug 31, '19
5010 Three year old Cow born between Sept 1, '17 & Aug 31, '18
5011 Four year old Cow born between Sept 1, '16 & Aug 31, '17
5012 Mature Cow born before Sept 1, '16
5013 Dry Cow, completed (1) lactation and is dry
5017 Exhibitor's Herd – Herd of three dairy animals owned and exhibited by one member. Herd must be the club animal and her offspring and may include one purchased female allowable under the conditions listed under cattle regulations previously stated. The herd may consist of both grades and purebred animals. All breeds shown together.
5018 Production of Dam – The produce of dam shall consist of two females, any age, owned by an exhibitor and raised from his club cow.
5020 Dam & Daughter – The dam and daughter combination shall consist of two females, any age, having the dam and daughter relationship.

Section 709 Dairy Showmanship Pre-entry is required.

Class

- 5046 Junior (8-11), ribbon only
5047 Intermediate (12-14), ribbon only
5048 Senior (15 -19), ribbon only

**Class order in book is not necessarily show order.
Please see Superintendent for show order.**



DEPARTMENT 4 – BEEF

1. Beef shown in showmanship must also be entered and exhibited in a breed type or market class.
2. All cattle are required to have an official radio frequency identification device (RFID) ear tag.
3. An exhibitor is limited to one exhibit per class in animal exhibits unless otherwise specified. The exceptions are mature cows and market animals.

Section 789 – Beef Breeding (All Breeds)

Ribbons only shall be awarded for classes below:

	A - Ribbon	B - Ribbon	C - Ribbon
Class			
5269	Junior Heifer calved after Jan 1 of current year, Senior Heifer Calf calved between Sept 1 & Dec 31 of previous year Summer Yearling Heifer calved between May 1 & Aug 31 of previous year Jr. Yearling Heifer calved between Jan 1 & April 30 of previous year		
5270	Sr. Yearling Heifer calved between Sept 1 & Dec 31, of previous year Two-year-old Heifer calved between May 1 & Aug 31, '19 Cow calved prior to May 1, '19		

Section 793 – Beef Showmanship Pre-entry is required.

Class	
5286	Junior (8-11) – Ribbon Only
5287	Intermediate (12-14) – Ribbon Only
5288	Senior (15-19) – Ribbon Only

**Class order in book is not necessarily show order.
Please see Superintendent for show order.**

DEPARTMENT 6 – SHEEP

1. In the breeding classes, a first-year exhibitor may exhibit one purchased animal and her lamb.
2. Advanced exhibitors may exhibit not more than one sheep in each class and not more than two purchased sheep – all other must be of his/her own breeding program.
3. Exhibitors are limited to five head.
4. Animals in this Department must be purebred. If not purebred, they must be entered in a crossbred class.
5. Sheep shown in showmanship must also be entered and exhibited in a breed type or market class.
6. Fiber classes are offered in Department 66 of the fair book.
7. All sheep must bear official identification also known as a scrapie tag.
8. Order of sheep show will be Showmanship first followed by Breed Show and finishing with Market Classes.

Section 819 – Wool Breeds

Ribbons only shall be awarded for classes below:

A - Ribbon B - Ribbon C - Ribbon

Class

5339 Ram (Of any Age)

5340 Ewe (Of any Age)

Section 827 – Meat Breeds

Ribbons only shall be awarded for classes below:

A - Ribbon B - Ribbon C - Ribbon

Class

5341 Ram (Of any Age)

5342 Ewe (Of any Age)

and Ewe Lamb

Section 828 – Crossbred

Class

5356 Ewe (Of any Age)

Section 830 – Sheep Showmanship Pre-entry is required.


Class

5382 Junior (8-11) – Ribbon Only

5383 Intermediate (12-14) – Ribbon Only

5384 Senior (15-19) – Ribbon Only

**Class order in book is not necessarily show order.
Please see Superintendent for show order.**



DEPARTMENT 8 – GOATS

1. Do not remove panels from pens, it is prohibited. Pen set-up is determined by superintendent and must remain as he or she has set them.
2. All exhibitors are required to attend exhibitors meeting at 6:00pm on the first Sunday of fair in the Livestock Show Ring.
3. First year goat exhibitors may enter a maximum of three breeding animals including wethers, increasing the total to four the second year. The exhibitor may add one additional animal for each year of exhibition, to a maximum of eight breeding animals and a member may show no more than two non-market wethers.
4. An exhibitor is limited to one entry per class, and one class per goat.
5. Exhibitors may show no more than three animals purchased during that year; all others must be on the exhibitor's own breeding program.
6. Horns are only permitted on breeding Angora, Pygmy and Boer goats.
7. Scurs under two inches in length on dairy goats are allowed.
8. All goats must bear official identification before they leave their home premises (USDA Scrapies tags).

Official identification can be:

- a. USDA Scrapie tags. Tags are available free of charge by calling 1-866-USDATAG (866-873-2824).
- b. A **readable** registered breed tattoo accompanied by breed registration papers, and USDA scrapies tag in hand.
- c. Micro-chip and paperwork with own micro-chip reader to identify goat and USDA scrapies tag in hand. Fairgrounds and superintendent will NOT provide micro-chip reader.
- d. USDA Official Scrapie Tag number and individual animal tag number tattooed in the ears (right ear—premises ID, left ear—individual ID), and USDA scrapies tag in hand. Tattoos in the tail web are permissible for earless goats only.

*If tattooed, the tattoo must be readable and the end of the scrapies tag should be cut off so it cannot be reused. The cut scrapies tag must be carried with the animal whenever it is moved.

9. No hermaphrodites or bucks prior to June 15 of the current year.
10. Wethers must be neutered at least 30 days prior to fair.
11. Goats in Dam and Daughter and Breeder's Herd classes must also be shown in a breed class.
12. All non-market wether goats, any age, enter class 5763 or class 5764.
13. Classes will be dropped or combined at the discretion of the superintendent.
14. All goats brought to the fair must be entered and shown in their designated classes.
15. Goats shown in showmanship must also exhibit in another breed type or market class.
16. On show day goats will exit out the North end of the barn and go to a holding area at the North end of the show ring.
17. Fiber classes are offered in Department 69 of the book.

Ribbons for Department 8:

A - Ribbon B - Ribbon C - Ribbon

Section 945 – Dairy Goats - All Breeds

Alpine, Nubian, Saanen, Oberhasli, Toggenburg, Nigerian Dwarf and Lamancha

Class

- 5720 All kids born after June 15 of the current year
5721 Junior doe kids born April 1 – June 14 of current year
5722 Intermediate doe kids born January 1 – March 31 of current year
5723 Senior Doe Kid born June 15 - December 31 of previous year
5724 Yearling milker, one year old and under two years of age as of June 15
5725 Junior milker, two years old and under three years of age as of June 15
5726 Senior milker, three years old and under five years of age as of June 15
5727 Aged milker, five years old and older as of June 15
5728 Yearling Dry Doe, one year old and under two years of age as of June 15
5729 Junior Dry Doe, two years old and under three years of age as of June 15
5730 Senior Dry Doe, three years old and under five years of age as of June 15
5731 Class Aged Dry Doe, five years old and older as of June 15

Section 952 – Non-Dairy – All Breeds

Pygmy, Angora, Boer and Fainting

Class

- 5750 All kids born after June 15 of current year
5751 Junior doe kid, born April 1 – June 14 of current year
5752 Intermediate doe kid, born January 1 – March 31 of current year
5753 Senior doe kid, born June 15 – December 31 of previous year
5754 Yearling doe, one year old and under two years of age as of June 15
5755 Junior doe, two years old and under three years of age as of June 15
5756 Senior doe, three years old and under five years of age as of June 15
5757 Aged doe, five years and older as of June 15

Section 957-Dam and Daughter/Breeders Herd

Ribbons for classes 5761-5762 shall be:

A - Ribbon B - Ribbon C – Ribbon

Class

- 5761 Dam and Daughter – The dam and daughter shall consist of two females of any age having the dam and daughter relationship
- 5762 Breeders Herd – The breeders herd consists of three animals from the following: aged or senior doe, junior doe or yearling doe and doe kid. Only one animal may be purchased. Others must be part of the exhibitors breeding program.

Section 958 – Non-Market Wether

- 5763 Dairy Wether
- 5764 Non-Dairy Wether

Section 959 – Dairy Goat Production Class

1. Open to all exhibitors keeping a butterfat production record on their goat(s).
2. The record must cover a complete lactation and should have started at date of freshening.
3. Butterfat and milk records must be made up to date and animal must be on exhibit.
4. All entrants in this class must submit their butterfat and milk records along with a copy of their entry blanks for each eligible project by 5:00pm Monday of the Fair Office.

Class

- 5773 Butterfat Production

Ribbons for above class:

- A – 67 pounds and over – Ribbon Class
- B – 56-66 pounds – Ribbon Class
- C – 52-55 pounds – Ribbon Class

Section 960 – Showmanship Pre-entry is required.

Class

- 5800 Junior (8-11) – Ribbon Only
- 5801 Intermediate (12-14) – Ribbon Only
- 5802 Senior (15-19) – Ribbon Only

DEPARTMENT 10 – SWINE

1. All swine projects must be declared by May 1st. Only that animal-exhibitor combination is eligible to show at the Fowlerville Family Fair.
2. In the breeding classes, exhibitors may enter one animal of each breed in each class except where a class requires more than one animal.
3. Health requirements in this division will be covered by the state health requirements for livestock exhibited in Michigan.
4. Swine shown in showmanship must also be entered and exhibited in a breed type class or market class.
5. **Swine will arrive at fair on Tuesday evening between 6pm and 9pm.**
6. During show times - **The swine barn is only open to exhibitors, specified help and parents who first receive permission from the Swine Superintendent prior to the day of show.**

Section 856 – Purebred White Breeds
Section 857 – Purebred Color Breeds

Section 858 - Crossbreeds
Section 859 – Supreme Breeding Gilt (Ribbon Only)

Ribbons for Department 10:

A - Ribbon B - Ribbon C - Ribbon

Class

- 5451 Senior Gilt, farrowed on or before Feb 1 of current year
5452 Junior Gilt, farrowed after Feb 1 of current year

Section 860 – Swine Showmanship **Pre-entry is required.**

Class

- 5464 Junior (8-11) – Ribbon Only
5465 Intermediate (12-14) – Ribbon Only
5466 Senior (15-19) – Ribbon Only

Class order in book is not necessarily show order.
Please see Superintendent for show order.



DEPARTMENT 12 – POULTRY, PIGEONS, WATERFOWL

1. Pens must be cleaned in their entirety by 10:00 am (putting sawdust on top is not acceptable) and animals need to be cared for by 10 am each day of fair. Clean water and food must be provided throughout the day with approved containers.
2. Exhibitors are limited to three entries in section 888 and 890.
3. Exhibitors will only be allowed one entry per class in Department 12.
4. Birds will be caged as 3 production birds in one large double cage, large fowl will be one bird per large cage, and bantams will be two birds per one small cage.
5. Exhibitors must be available for judging.
6. Stock showing signs of illness or disease or parasites will not be allowed to remain on fairgrounds.
7. Poultry superintendent shall not be responsible for animals 30 minutes after the designated release time on the day animals are released from the fair.
8. All poultry must be pullorum tested at the fair before being caged. Members may bring proof of testing done prior to fair or bring Market bird papers from hatchery provided they are consistent with all USDA and MDARD rules. Members must still get approval of this paperwork, however, before caging.
9. No birds will be pullorum tested after check-in. If the bird has not been tested during check-in, or paperwork approved by testing committee during check-in, the bird will be sent home
10. Members not wearing the proper attire will not be permitted to have their animal(s) judged. Proper attire is a long sleeve, white shirt or lab coat and dark pants.
12. Poultry shown in showmanship must also be entered and exhibited in a breed type or market class.

Ribbons for Department 12:

A - Ribbon B - Ribbon C – Ribbon

Section 885 – Production Birds

1. An entry will consist of either three young or three old female birds of one breed.
2. Production birds are birds bred especially for egg production.
3. Birds shown in this section cannot be shown in any other class except showmanship.
4. Bring one dozen eggs produced by your bird, to be judged with your bird.
5. Judge has the right to crack open eggs during judging.

Class

- 5516 3 pullets, 1 year or younger with dozen eggs (if laying)
5517 3 hens, 1 year or older with dozen eggs

Section 888 – Pigeons and Doves

Class

- 5520 1 male pigeon
5521 1 female pigeon
5522 Pair, 1 male and 1 female pigeon
5523 Pair of doves

Section 889 – Other

1. An entry from classes 5572 & 5573 cannot be combined to be exhibited in class 5578.

Class

- 5530 Goose
5531 Gander
5532 Duck
5533 Drake
5534 Tom Turkey
5535 Hen Turkey
5536 Other Fowls (Quail, Pheasant, etc.) - Female
5537 Other Fowls (Quail, Pheasant, etc.) – Male
5538 Pair of Show Ducks – one male & one female

Section 890 – Show Birds

1. An entry will consist of 1 male or 1 female or 1 pair (1 male and 1 female of the same variety) of show birds.
2. A show bird is a bird that is a rare or exotic variety of a breed or any other purebred chicken.
3. An entry from classes 5540 and 5541 cannot be combined to be exhibited in class 5542.
4. An entry from classes 5543 and 5544 cannot be combined to be exhibited in class 5545.

Class


- 5540 1 male show bird - standard
5541 1 female show bird - standard
5542 1 pair of show birds - standard
5543 1 male show bird - bantam
5544 1 female show bird - bantam
5545 1 pair of show birds - bantam

Section 891 – Poultry Showmanship
Pre-entry is required.

Class

- 5588 Junior (8-11) – Ribbon Only
- 5589 Intermediate (12-14) – Ribbon Only
- 5590 Senior (15-19) – Ribbon Only

Class order in book is not necessarily show order.
Please see Superintendent for show order.



DEPARTMENT 14 – RABBITS

1. Exhibitors are limited to a total of three purebred rabbits or one mixed rabbit. Purebreds of the same breed may be entered in the same class.
2. Exhibitors must be available for judging.
3. Stock showing signs of illness, disease or parasites will not be allowed to remain on the fairgrounds.
4. No does with litters to be exhibited.
5. It is strongly recommended that all stock be permanently earmarked for positive identification.
6. If number of entries warrant, purebred animals may be shown by breed.
7. Cage doors for all small breed rabbits shall be covered by the exhibitor with wire cloth to prevent escape of the animal.
8. Cages must be left in two-unit configuration. If not suitable for exhibitors display, exhibitor may furnish own cage so long as cage matches area and does not detract from overall display.
9. Rabbit superintendent shall not be responsible for animals 30 minutes past the designated release time on the day the animals are released from fair.
10. Members not wearing the proper attire will not be permitted to have their animal(s) judged. Proper attire is a long sleeve, white shirt or lab coat and dark pants.
11. Purebred rabbits will be judged by American Rabbit Breeders Association Standards.
12. Rabbits shown in showmanship classes must be entered and shown in breed type or market classes.
13. Fiber classes are offered in Department 66 of the Youth Show Book.
14. Classes will be combined at the discretion of the superintendent if there are not sufficient entries.

Ribbons for Department 14:

A - Ribbon B - Ribbon C – Ribbon

Section 916 – Rabbits

Class

- 5640 Mixed Breed or Altered rabbit
- 5641 Netherland Dwarf
- 5642 Mini Rex
- 5643 Jersey Woolly
- 5644 Holland Lop
- 5645 Dutch
- 5646 New Zealand
- 5647 Polish
- 5648 Mini-Lop
- 5649 California
- 5650 Havana
- 5651 Himalayan
- 5652 Other Breeds

Section 917 – Rabbit Showmanship

Pre-entry is required.

Class

- 5659 Junior (8-11) – Ribbon Only
- 5660 Intermediate (12-14) – Ribbon Only
- 5661 Senior (15-19) – Ribbon Only

**Class order in book is not necessarily show order.
Please see Superintendent for show order.**



DEPARTMENT 16 – POCKET PETS

1. Pocket Pets are not to be in the midway area at any time.
2. Pocket Pets will be taken home after judging.
3. Classes will be dropped or combined if there are not sufficient entries at the discretion of the superintendent.
4. All animals in this section must travel to and from fair in secure carriers.
5. No venomous reptiles are permitted at fair.
6. Pocket pets showing signs of illness, disease or parasites will not be allowed to remain on the fairgrounds.
7. Pets in Section 40 and 41 will be judged on knowledge, care, and condition of the pet.
8. Guinea pigs will NOT be judged by ARBA standards.
9. Cavy shown in showmanship classes must also be entered and shown in a breed type class.
10. Fun classes for all pocket pets except cavy will be determined at fair. No pre-entry is required.
11. Exhibitors are limited to one exhibit per class.

Section 40- Pocket Pets

Class

- 5995 Hamster, Gerbils, Rats, Mice
- 5996 Spiders, Scorpions
- 5997 Hedgehogs
- 5998 Chinchillas, Ferrets
- 5999 Cavy (Guinea Pigs)
- 6000 Other

Section 41 – Reptiles

Class

- 6001 Lizards
- 6002 Snakes
- 6003 Amphibians, Tortoise

Section 42 – Cavy Showmanship

Class

- 6010 Cavy – Junior (8-11) – Ribbon Only
- 6011 Cavy – Intermediate (12-14) – Ribbon Only
- 6012 Cavy – Senior (15-19) – Ribbon Only

Section 43 – Fun Classes

Class

- 6015 Costume (all ages) – Ribbon Only
- 6016 Pet Races (all ages) – Ribbon Only

Class order in book is not necessarily show order.

DEPARTMENT 18 – HORSE & PONY

1. All Coggin results and immunizations need to present at unloading at fair. All horse and pony projects must be declared by May 1st.
 2. Horses will arrive on Sunday prior to fair and will depart on Tuesday after 6pm. Please follow the direction of the superintendents for departure protocol.
 2. All horses are required to have the following vaccinations: Eastern and Western Equine Encephalomyelitis, tetanus and flu shot of current year.
 3. Proof of negative Coggins test within 12 months is required.
 4. English, Western and Gymkhana day apparel is standard. White cotton, button down, long sleeved shirt and blue or black jeans is considered acceptable on Western day.
 5. All horse exhibitors must report any sickness to the superintendent before calling the vet or administering drugs to an animal. A completed vet information card must be attached to stall front.
 6. Rules governing those exhibitors showing in walk/trot classes:
 - Walk/Trot riders must only walk/trot on the fairgrounds during fair week.
 - Walk/Trot riders must always have adult supervision.
 7. Horses and ponies must be at least two years of age and able to be ridden safely.
 8. Exhibitors are limited to one entry per class.
 9. Exhibitors should participate in showmanship.
 10. Horses must be entered and shown in at least one riding class in addition to showmanship and halter. Miniature horses must be entered and shown in at least one in-hand performance class in addition to showmanship and halter.
 11. Classes will be judged according to Michigan 4-H standards.
 12. Exhibitors must always have their horses under control. If, in the opinion of the superintendent, representative, judge or ringmaster, any horse present that endangers other horses or people, it may be excused from the ring and/or fairgrounds, whichever is deemed necessary. Those engaging in physical abuse or conduct which threatens or endangers the health, safety and/or well-being of any person or animal, including verbal abuse, will be asked to leave and will forfeit all awards.
 13. Gymkhana pattern practice is Monday in the horse arena. The superintendent will post the time on Sunday at move in.
Proper attire for gymkhana practice will include boots, pants, helmet, and a t-shirt. During any other time at fair, horses must be kept at a moderate speed. No racing allowed. Rail work is available all week.
 14. No one other than the exhibitor may ride the animal during the week of fair. If there is a safety concern, exhibitor must see the Show Superintendent.
 15. Horses must remain in always assigned areas. **NO RIDING SOUTH of the BARNs** at any time. Exit at the north door only. **No horses are allowed in the campgrounds or North Lot at any time.**
 16. No horses will be permitted to leave any barn during the swine portion of the Large Animal Auction Sale held on Friday.
 17. Maximum pony height is 56 inches unless registered in a breed association accepting larger heights (registration papers may be checked).
 18. No registered horse will be allowed to show in pony classes even if they are less than 56". Miniature horses measuring 38" or less will be shown in-hand **only** and are not to be ridden.
- Miniature horses must be at least 3 years old to show in "In-hand" Hunter and Gymkhana classes.
19. Canter ponies and all miniature horses will be subject measurement by two Superintendents unless they can show a pre-existing pony/mini card.
 20. Championship classes: only the top two placings from previous classes are eligible to participate (bareback, pleasure and equitation for English and Western horses and ponies) and should return to compete for trophy. If you qualify only from bareback; you must ride bareback in the championship.
 21. Showmanship is a separate trophy.
 22. Classes will be split, dropped or combined at the discretion of the superintendent.
 23. The use of S.E.I. approved safety helmet in all riding classes listed below is enforced by the Fowlerville Agricultural Society. Hunter on the flat, Saddleseat, Bareback and Gymkhana classes require the use of S.E.I. approved helmet.
 24. All riders, in all disciplines, must wear a helmet while mounted that will be inspected on Sunday of class check in. The exception is unless they are actively showing or preparing to enter the ring to show in approved non helmet classes (Western classes only).
 25. If an animal or exhibit is removed from the fair early without permission, the exhibitor will forfeit all awards and will not be allowed to show at the following fair. Permission for early removal can only be given through the Superintendents and the Fair Board for final decision.
 26. All horses/ponies must be out of the barn no later than 30 minutes past the designated release time of animals.
 27. Horses must be in barn/stalls by 9pm every evening.
 28. Only one set of showmanship ribbons will be given for minis—they will not be broken by age.
 29. Exhibited equine should not be excessively thin or fat but should demonstrate a Body Condition Score of 4 or greater, as determined by the Henneke Body Condition Scoring System.
 30. No stallions are permitted.

***Each member may register up to two horses/ponies/miniatures as their Project Animals. If the horse stalls requested exceed the quota of horse stalls at the fair, then each member will be allowed to bring one Project Animal horse/pony to fair. Members will be selected to bring a second Project Animal horse/pony to fair starting with 19-year-old members and descending in age until the quota is filled.**

***There will be NO Premiums for any class.**

Ribbon for Section 981 & 982:

A - Ribbon

B - Ribbon

C – Ribbon

Section 981 – English Horse & Pony

1. The classes in this section will occur on English Day Only.

Class

- | | |
|------|---|
| 5700 | Halter – Stock Breeds |
| 5701 | Halter – Non Stock |
| 5702 | Halter – Pony |
| 5703 | Halter – Miniature Horse |
| 5704 | English or Western Showmanship- Senior (15-19) |
| 5705 | English or Western Showmanship- Intermediate (12-14) |
| 5706 | English or Western Showmanship- Junior (8-11) |
| 5707 | English or Western Showmanship- Miniature Horse (8-19) – Ribbon only |
| 5708 | Miniature Horse – Liberty (8-19) if suitable enclosure can be set up inside show ring |

- 5709 English Pleasure-Horse – Senior (15-19)
- 5710 English Pleasure-Horse – Intermediate (12-14)
- 5711 English Pleasure-Horse – Junior (8-11)
- 5712 English Pleasure-Pony – (14-19)
- 5713 English Pleasure-Pony – (8-13)
- 5714 English Pleasure Novice Cantering – Horse (8-19)
- 5715 English Pleasure- Walk/Trot – Senior (15-19)
- 5716 English Pleasure- Walk/Trot- Intermediate (12-14)
- 5717 English Pleasure-Walk/Trot – Junior (8-11)

**TRP classes are for approved Therapeutic Riding Program riders only. Approval can only be granted by TRP instructor.*

- 5718 English or Western Equitation TRP Rail
- 5719 English or Western Equitation TRP Pattern
- 5720 English Equitation-Horse – Senior (15-19)
- 5721 English Equitation-Horse – Intermediate (12-14)
- 5722 English Equitation- Horse – Junior (8-11)
- 5723 English Equitation-Pony – (14-19)
- 5724 English Equitation-Pony – (8-13)
- 5725 English Equitation Novice Cantering –Horse (8-19)
- 5726 English Equitation- Walk/Trot – Senior (15-19)
- 5727 English Equitation- Walk/Trot – Intermediate (12-14)
- 5728 English Equitation-Walk/Trot – Junior (8-11)
- 5729 English Bareback Equitation-Horse – Senior (15-19)
- 5730 English Bareback Equitation-Horse – Intermediate (12-14)
- 5731 English Bareback Equitation-Horse – Junior (8-11)
- 5732* English Bareback Equitation-Pony – (14-19)
- 5733* English Bareback Equitation-Pony – (8-13)

**Must be registered for canter classes*

Section 982 – Western Horse & Pony

Use classes 5800-5839

1. The classes in this section will occur on Western Day Only

Class

- 5754 Western Pleasure-Horse – Senior (15-19)
- 5755 Western Pleasure-Horse – Intermediate (12-14)
- 5756 Western Pleasure-Horse – Junior (8-11)
- 5757 Western Pleasure-Pony – Senior (14-19)
- 5758 Western Pleasure-Pony – Intermediate (8-13)

*Trail may be ridden in either English/Western Seat. Trail classes will take place in the Draft Horse arena between 12:00-2:00 for horses and ponies and 2:00-3:00 for miniature horses. No exceptions. So do not wait until the last 10 minutes before you get in line. Medal awarded to top two scores except for Miniature Horse In-Hand Trail.

- 5759 Trail – Walk/Trot (8-19)
- 5760 Trail – Senior (15-19)
- 5761 Trail – Intermediate (12-14)
- 5762 Trail – Junior (8-11)
- 5763 Miniature Horse In-Hand Trail (8-19)
- 5764 Western Pleasure –Novice Cantering - Horse (8-19)
- 5765 Western Pleasure- Walk/Trot – Senior (15-19)
- 5766 Western Pleasure-Walk/Trot – Intermediate (12-14)
- 5767 Western Pleasure-Walk/Trot – Junior (8-11)
- 5768 Western Equitation-Horse – Senior (15-19)
- 5769 Western Equitation-Horse – Intermediate (12-14)
- 5770 Western Equitation- Horse- Junior (8-11)
- 5771 Western Equitation-Pony – (14-19)
- 5772 Western Equitation-Pony – (8-13)
- 5773 Western Equitation –Novice Cantering - Horse (8-19)
- 5774 Western Equitation- Walk/Trot – Senior (15-19)
- 5775 Western Equitation-Walk/Trot – Intermediate (12-14)
- 5776 Western Equitation-Walk/Trot – Junior (8-11)
- 5777 Western Bareback Equitation-Horse – Senior (15-19)

- 5778 Western Bareback Equitation-Horse – Inter. (12-14)
- 5779 Western Bareback Equitation-Horse – Junior (8-11)
- 5780* Western Bareback Equitation-Pony – (14-19)
- 5781* Western Bareback Equitation-Pony – (8-13)

**Must be registered for canter classes*

Ribbon / Medal Classes

*Rules for the Versatility Class will be for a Rider and a two-person team with a 4-minute time limit. Judge will signal when team can enter the ring. Chaps are allowed. Teams going over the 4-minute limit will be disqualified. Versatility will include English, Western and either Showmanship or Bareback. Showmanship will be included in even years and Bareback will be included in odd years.

- 5782 Basic Riding Pattern (Ranch Riding) – **Ribbon Only**
- 5783 Western Reining – (8-19)
- 5784 Green English/Western Riding (8-19) – **Medal Class**
- 5785 Versatility – Riders Show – English, Western, and Showmanship or Bareback – Ribbon Only

Section 983 – Gymkhana Horse & Pony

1. The classes in this section will occur on Gymkhana Day only.


Class

- 5800 Cloverleaf-Horse – Senior (15-19)
- 5801 Cloverleaf-Horse – Intermediate (12-14)
- 5802 Cloverleaf-Horse – Junior (8-11)
- 5803 Cloverleaf-Pony – (14-19)
- 5804 Cloverleaf-Pony – (8-13)
- 5805 Cloverleaf Novice Cantering- Horse (8-19)
- 5806 Cloverleaf-Walk/Trot- Senior (15-19)
- 5807 Cloverleaf-Walk/Trot- Intermediate (12-14)
- 5808 Cloverleaf-Walk/Trot- Junior (8-11)
- 5809 Indiana Flag Race-Horse – Senior (15-19)
- 5810 Indiana Flag Race-Horse – Intermediate (12-14)
- 5811 Indiana Flag Race- Horse- Junior (8-11)
- 5812 Indiana Flag Race-Pony – (14-19)
- 5813 Indiana Flag Race-Pony – (8-13)
- 5814 Indiana Flag Race Novice Cantering-Horse (8-19)
- 5815 Indiana Flag Race-Walk/Trot – Senior (15-19)
- 5816 Indiana Flag Race- Walk/Trot – Intermediate (12-14)
- 5817 Indiana Flag Race-Walk/Trot – Junior (8-11)
- 5818 Keyhole-Horse – Senior (15-19)
- 5819 Keyhole-Horse – Intermediate (12-14)
- 5820 Keyhole-Horse – Junior (8-11)
- 5821 Keyhole-Pony – (14-19)
- 5822 Keyhole-Pony – (8-13)
- 5823 Keyhole Novice Cantering- Horse (8-19)
- 5824 Keyhole Walk/Trot – Senior (15-19)
- 5825 Keyhole-Walk/Trot – Intermediate (12-14)
- 5826 Keyhole-Walk/Trot – Junior (8-11)
- 5827 Extreme Gymkhana – pattern posted at fair – Medal Class (8-19)
- 5828 Speed and Action-Horse – Senior (15-19)
- 5829 Speed and Action-Horse – Intermediate (12-14)
- 5830 Speed and Action-Horse – Junior (8-11)
- 5831 Speed and Action-Pony – (14-19)
- 5832 Speed and Action-Pony – (8-13)
- 5833 Speed and Action Novice Cantering- Horse (8-19)
- 5834 Speed and Actin-Walk/Trot – Senior (15-19)
- 5835 Speed and Action-Walk/Trot – Intermediate (12-14)
- 5836 Speed and Action-Walk/Trot – Junior (8-11)
- 5837 Pole bending-Horse – Senior (15-19)
- 5838 Pole bending-Horse – Intermediate (12-14)
- 5839 Pole bending-Horse – Junior (8-11)

- 5840 Pole bending-Pony – (14-19)
- 5841 Pole bending-Pony – (8-13)
- 5842 Pole bending Novice Cantering-Horse (8-19)
- 5843 Pole bending-Walk/Trot – Senior (15-19)
- 5844 Pole bending-Walk/Trot – Intermediate (12-14)
- 5845 Pole bending-Walk/Trot – Junior (8-11)
- 5846 Miniature Horse -- In-Hand Cloverleaf (8-19)
- 5847 Miniature Horse – In-Hand Pole Bending (8-19)
- 5848 Miniature Horse – In-Hand Speed and Action (8-19)
All Grand Championship Ties In Gymkhana Will Be Broken By Correctly Answering Questions Pertaining To Gymkhana.

- 5849 Costume Class (8-19)

**Class order in book is not necessarily show order.
Please see Superintendent for show order.**



DEPARTMENT 20 - DOGS

1. Dog must be declared by May 1st. Only that animal-member combination is eligible to show at the Fowlerville Family Fair.
2. Immunizations need to present at fair and can be submitted online when registering. Proof of shots must be current through the week of fair. Proof of current rabies and DA2PPV + L2 (Distemper, Adenovirus, Parainfluenza, Parvovirus, Leptospirosis). Proof of DA2PPV + L2 may consist of a veterinarian's note or a photocopy of the product label and date administered to dog. Product label must include drug name, batch number and expiration date. Vet note required to exempt dog from Leptospirosis portion of DA2PPV + L2.
3. A special costume class and freestyle class is available for this division. See the rules on the following page, under the Dog Costume and Dog Freestyle section.
4. Dogs are not to be in the midway or animal barns (except in designated area during bench show) at any time.
5. Dogs must be taken home after judging.
6. Judges will use AKC rules as guidelines for classes.
7. For dress code, see details in the Michigan State 4-H Dog Show rules.
8. Dogs must always wear a proper collar and be on a leash, except when showing.
9. No female dog in season may be shown in any class.
10. Exhibitors will be asked to remove disruptive or unmanageable dogs.
11. Dogs may be walked on leash to and from the parking lots. Dogs will be crated between classes.
12. Dogs must be born by January 15 of the current year to show at fair.
13. Guidelines for acceptable equipment, explanation of classes and other rules can be clarified by superintendent.
14. Prong (pinch) collars and head halters are acceptable for 1st year exhibitor / 1st year dog combination in obedience class only but will incur a 10-point deduction automatically. These collars are not allowed in any other classes.
15. Electric Collars will not be permitted at any show. If an exhibitor is caught using an electric collar for any training purposes, they will be asked to leave the fairgrounds and will not be allowed to show in the dog project area for that fair year.
16. Exhibitors may show in "A" classes one (1) year only in each level. If, in the past, you or your dog has competed in the "A" classes of a training level or at a higher training level, you must show in "B" classes.
17. If the dog has received training from any other person, it must show in "B" classes.
18. Exhibitors can remain in the same class for one year, but must move up to the next class the following year if they have achieved 3 qualifying scores in that division.
19. Exhibitors will not be allowed to show in the same class for more than two years with the same exhibitor/dog combination.
20. Classes are Beginner Novice, Pre-Novice, Novice, Graduate Novice, Advanced Graduate Novice, and Open.
21. High point will be awarded to the top obedience dog in both the novice and advanced classes.
22. Dogs shown in showmanship must also exhibit in another class.
23. Judge's decision is final.
24. Only exhibitors are allowed to approach the judges.
25. An exhibitor may show up to two dogs, but dogs must be shown in different obedience, agility, and rally classes.
26. Exhibitors are limited to one entry per class.

Ribbons for below classes shall be:

A - Ribbon B - Ribbon C - Ribbon

Section 34 – Dog Showmanship Pre-entry is required.


Class

- 5950 Junior (8-11) – Ribbon Only
5951 Intermediate (12-14) – Ribbon Only
5952 Senior (15 -19) – Ribbon Only

Section 35 – Dog Obedience

Class

- 5962 Beginner Novice – All Age Groups (First year dog/handler only)
5963 Pre-Novice "A" - Junior
5964 Pre-Novice "A" - Intermediate
5965 Pre-Novice "A" - Senior
5966 Pre-Novice "B" - Junior
5967 Pre-Novice "B" - Intermediate
5968 Pre-Novice "B" - Senior
5969 Novice "A" - Junior
5970 Novice "A" - Intermediate
5971 Novice "A" - Senior
5972 Novice "B" - Junior
5973 Novice "B" - Intermediate
5974 Novice "B" - Senior
5975 Graduate Novice "A" - Junior
5976 Graduate Novice "A" - Intermediate
5977 Graduate Novice "A" - Senior
5978 Graduate Novice "B" - Junior
5979 Graduate Novice "B" - Intermediate
5980 Graduate Novice "B" - Senior
5981 Advanced Graduate Novice "A" - Junior



- 5982 Advanced Graduate Novice "A" - Intermediate
- 5983 Advanced Graduate Novice "A" - Senior
- 5984 Brace Novice – All dogs – Ribbon Class Only

Section 36 – Dog Agility

1. All dogs shown in agility must be at least 1 year of age as of the first day of fair.
2. Exhibitors may show in "A" classes one (1) year only in each level. If, in the past, you or your dog has competed in the "A" classes of a training level or at a higher training level, you must show in "B" classes.
3. If the dog has received training from any other person, it must show in "B" classes.
4. Exhibitors will not be allowed to show in the same division for more than two years with the same exhibitor/dog combination, or after achieving three qualifying scores. Divisions are Beginner, Intermediate and Advanced.
5. All handlers that compete in dog agility must show proof of a Livingston County qualifying score in an obedience class with that dog/handler combination. A Livingston County qualifying score is when the dog is awarded at least half of the points in each category excluding long sits and downs from any obedience show. A score sheet signed by the judge must be presented to superintendent to show proof of a qualifying score. An exhibitor can qualify on obedience day of fair and be eligible to show in agility but must be pre-registered. For those handlers with non-qualifying scores, we will offer exhibition runs only. Must be pre-registered.
6. Beginner Agility class will be on leash (6ft) with flat collar/buckle collar – no tags. Intermediate and Advanced Agility classes will be off leash with flat collar/buckle collar – no tags.
7. A walk through without dog will be done at the beginning of each class.
8. Flat collar/Buckle Collars Only – No Tags or other items can be attached
9. Number of Obstacles: 11-13 for beginners, 13-15 for intermediate and 17-20 for advanced.
10. A-Frame Height: 4', 6" for beginner, 5' for intermediate and 5', 6" for advanced.
11. A teacup jump height of 6" will be available for dogs measuring 8" and lower at the withers.
12. Beginner class obstacles can include open tunnel, closed tunnel, pause table, a variety of jumps (including a broad/long jump), A-frame and tire jump.
13. Intermediate class obstacles can include all beginner obstacles in addition to dog walk and 6 weave poles that must be attempted 3 times (unless completed successfully), but they will not be faulted for mistakes (no faults).
14. Advanced class obstacles can include all beginner obstacles as well as the Dog Walk, Weave Poles, Crawl Tunnel and Teeter-totter/Sway Bridge.
15. Superintendent reserves the right to split classes into age ranges if they deem it necessary.
16. Beginner Agility will be allowed to jump with their dog.
17. Intermediate and Advanced Agility will not be allowed to jump with their dogs.

Class

- 5985 Beginner Agility A – 1st year dog and handler only
- 5986 Beginner Agility B
- 5987 Intermediate Agility A
- 5988 Intermediate Agility B
- 5989 Advanced Agility A
- 5990 Advanced Agility B

Section 37 – Dog Rally

1. Rally rules will follow AKC Rally regulations and will use AKC signs. Go to for signs, rules, and regulations.
2. Only one entry in Rally per dog.
3. Exhibitors will not be allowed to show in the same division for more than two years with the same exhibitor/dog combination or after achieving three qualifying scores.

Non-Premium Classes

Class

- 5991 Novice
- 5992 Intermediate
- 5993 Advanced – Handler/dogs who have received 3 qualifying scores in Novice.
- 5994 Excellence – Handler/dogs who have received 3 qualifying scores in Advanced.

Dog Costume Contest

1. The Dog Costume Contest is a fun activity for dog members and their dogs.
2. Dogs and members are to be in costume.
3. This is a ribbon class only. No premiums.
4. No pre-entry is required.
5. Contest begins following obedience classes.

Dog Freestyle Contest

1. The Dog Freestyle Contest is a fun activity for all dog members and their dogs.
2. The length of the freestyle routine shall be 1:30-2:15 minutes.
3. This is a ribbon class only. No premiums.
4. No pre-entry is required.
5. Contest begins following agility classes.

Class order in book is not necessarily show order. Please see Superintendent for show order

DEPARTMENT 22 – CATS AND KITTENS

1. Exhibitor is limited to one entry per class.
2. Cats must be declared by June 15th when registering online. Only that animal-member combination is eligible to show at the Fowlerville Family Fair.
3. The cat must be fed and cared for by the exhibitor.
4. Cats can be purebred or a household pet.
5. Nails should be clipped if not de-clawed.
6. All cats must be able to be handled by owner and the judge.
7. Current Rabies and Distemper vaccination is required. These shots must have been administered within the last year and at least one month prior to fair. Feline Leukemia shots are recommended. The proof of these inoculations from a veterinarian will be checked during cat check-in the day of the show.
8. No pregnant females or kittens less than 4 months will be allowed to show.
9. Female cats in season are eligible to show and should be kept in a carrier away from the show ring. Notify your superintendent that your cat is in season upon check-in.
10. All cats/kittens are to be shown with harness and are to be always under the control of the exhibitor.
11. All members are to be dressed in a long-sleeved shirt and pants.
12. All members must have their animal(s) properly groomed and fitted.
13. All cats must be kept in an appropriate carrier or crate when not being shown and must be removed from the fairgrounds at the completion of the show.

Section 50 – Cats and Kittens

Non-Premium Classes

Class

- 6020 Male Cat (Neutered)
- 6021 Kitten (4 months to 12 months old)
- 6022 Female Cat (over 1 year) (Spayed or Un-spayed)
- 6023 Cat or Kitten Costume Class

Section 51 – Cats and Kittens Showmanship Pre-entry is required.

- 6027 Showmanship – all ages – Ribbon Only

**Class order in book is not necessarily show order.
Please see Superintendent for show order.**

DEPARTMENT 26 – Large Animal Livestock Auction

General Rules

1. Any questions concerning the Youth Livestock Auction projects will be settled at the discretion of the Fowlerville Family Fair Board.
2. Any question concerning class entries for the Large Animal Livestock animals will be determined by the species Superintendent and/or judge.
3. Animals shown in this department may not be shown in any breeding classes.
4. All market animals must be entered individually. Example: If you are entering two market lambs you must enter class 5102 twice.
5. Exhibitors may show and sell any four animals, but not more than three species and limited to two per species (market beef, dairy beef, lamb, swine, feeder calf)
6. Exhibitors will be assessed 5% of gross sale of animals to cover cost of programs related to the auction.
7. Sale order will be Grand Champion, Reserve Grand Champion, Rate of Gain, 1st Place Showmanship (Senior, Intermediate, Junior), followed by alternating between weight classes. The Grand Champion and Reserve Grand Champion winners will be allowed to write up a small bio regarding their animals to be read at the discretion of the auctioneers and only by the auctioneers.
8. All animals to be sold in the Large Animal Auction will be weighed upon unloading. Any animals that does not meet the weight requirements at check-in will be sold at the end of the species and noted as such, with a 15% commission, and will be shown in non-market classes. No pre-entry required for non-market classes.
9. All exhibitors must personally show and sell their own animals. Extenuating circumstances such as health issues may be appealed to the Fowlerville Family Fair Board.
10. In the event an exhibitor has more than one market animal in a market class, then another Fowlerville Family Fair exhibitor may show the extra animal.
11. The dress code for all large animal classes will be an appropriate show shirt, long pants, and closed heel/closed toe shoes. No tank tops, tee shirts, sweatshirts, or tennis shoes will be allowed.
12. Release of market animals will be after 12:01 am on the last Sunday of fair. Self-destination market animals will be released at 12:01 am on the last Sunday of fair until 2 am, unless other arrangements are made with the superintendents.
13. All animals in this division must be housed together in their respective areas for the convenience of buyers and the public.
14. Ribbons and banners must be displayed over appropriate pens and exhibits.
15. Read all Michigan Department of Agriculture Health requirement rules in the front of this book for permanent ID requirements and health regulations.
16. All livestock shown in section 735 must be sold at the Large Livestock Auction at the Fowlerville Fair.

Tagging

17. Exhibitors may "tag" or identify up to three (3) animals per species, however, may ONLY show and sell the allowable animals stated in rule 5. All tagged species will be identified as belonging to the exhibitor and will be considered that member's project.
18. All animals to be sold in the Large Animal Auction will be weighed upon unloading.

Medications

19. All medication withdrawal instructions must be observed.
20. Animals will not be administered medication of any kind prior to the auction without the consent of the specie superintendent, the owner, the veterinarian. No animal will be sold if drug withdrawal date is not met by time of sale.
21. No animals will be administered any medication after they have been sold at the auction without the consent of the superintendent and another member of the Fair Board or the buyer.

Swine

22. Swine are to be identified by ear tag as they are off-loaded Tuesday between 6pm and 9pm of fair.
23. Hogs must be neutered by May 1.
24. Hogs sold in the Large Animal Livestock Auction must weigh at least 210 pounds and no larger than 300 pounds.

Sheep

25. Male lambs must be neutered by May 1.
26. Lambs must weigh at least 80 pounds to be sold in the auction.
27. The following grooming regulations are prohibited for lambs: use of false tail heads or adding hair or hemp; use of powders; forced administrations of fluids to create gut fill. Coloring agents, except powders, may only be used on legs, tail heads and tail switch; may not be used above animal's flank, including colored show foams (black, red, etc.) Violation will result in the disqualification of the entry and exhibitor from the show.

Beef/Feeder Calves

28. Market beef must be neutered by January 1. Feeder calves must have been dehorned by May 1
29. Maximum horn length upon arrival at the fair for steers is two (2) inches.
30. Market beef must weigh at least 850 pounds to be sold in the auction.
31. Feeder calves must weigh between 300 and 600 pounds.
32. The following grooming regulations are prohibited for steers: use of false tail heads or adding hair or hemp; use of powders; forced administrations of fluids to create gut fill. Coloring agents, except powders, may only be used on legs, tail heads and tail switch; may not be used above animal's flank, including colored show foams (black, red, etc.) Violation will result in the disqualification of the entry and exhibitor from the show.
33. Dairy steers and market beef and feeder calves will be blended in sale order.
34. Market beef and feeder calves must be tied with two (2) forms of tie – a halter and neck strap.
35. The Beef Barn decorations can come down at 7:30 am and the barn will be cleaned at 7:45 am. This is the only area that can be cleaned before 9:30 am and is due to the fact that all the other areas items are stored in this barn and cannot be put away until it is clean.

**Section 735 – Special Auction Show
Large Animal Classes**

Ribbons only shall be awarded for the classes below:

A - Ribbon B - Ribbon C – Ribbon

If you are entering two of the same species, you must enter that class number twice on your online entry form.

Class

5099 Dairy Steer, limit 2
5100 Market Beef, limit 2
5101 Market Lambs, limit 2
5102 Market Hog, limit 2
5103 Dairy Feeder Calf, limit 2
5104 Beef Feeder Calf, limit 2

**Championship classes must place 1st or 2nd to participate. Superintendent will register participant during fair for those classes.*

Section 736 – Non-Auction Large Animal

Ribbons only shall be awarded for the classes below:

A - Ribbon B - Ribbon C - Ribbon

Class

5127 Single beef either sex
5128 Single lamb either sex
5129 Single hog either sex
5130 Single Feeder Calf either sex

Showmanship- See breeding sections for showmanship classes. Every youth should participate in showmanship.

Section 737 – Home Grown

The purpose of the Home-Grown classes is to encourage exhibitors to manage and show animals from their own breeding program.

1. To qualify for the Home-Grown class the animal shown must also be entered and shown in the appropriate class in Section 735 or 736.
2. To qualify for the following Home-Grown classes the exhibitor or his/her immediate family (parent, sibling, or legal guardian) must own the mother of the animal.
3. Home-Grown classes are ribbon classes only. Animals sold in the large animal auction that have been shown in the Home-Grown classes will be designated as such on the sale bill.

Class

5144 Home Grown Market Beef – Ribbon Only
5145 Home Grown Market Lamb – Ribbon Only
5146 Home Grown Market Hog – Ribbon Only
5147 Home Grown Feeder Calf – Ribbon Only

**Class order in book is not necessarily show order.
Please see Superintendent for show order.**

DEPARTMENT 28 – SMALL ANIMAL LIVESTOCK AUCTION

General Rules

1. Small animal refers to poultry, production hens, waterfowl, rabbits, and market goats.
2. Exhibitors may have a maximum of three entries with no more than two times in a single species except market ducks, market geese, and production hens. A member may only show and sell one market duck, and/or one market goose, and/or one pen of production hens or turkey. No more than two times for market birds (market chickens/market turkey).
3. All animals will be tagged, tattooed, or otherwise identified at check-in (Please see Health Requirements).
4. Animals will be weighed at check-in, except for production hens which will not be weighed. Any animals that does not meet the weight requirements at check-in will be sold at the end of the species and noted as such, with a 15% commission, and will be shown in non-market classes. No pre-entry required for non-market classes.
5. If a pen of market animals does not meet minimum and maximum weight requirements, individuals within the pen, which do meet the requirements, may be sold at the auction.
6. The exhibitor will be completely responsible for keeping records, raising, showing, and selling of his/her animals until such time as the project is complete. Extenuating circumstances may be appealed to the Fowlerville Fair Board.
7. It is the responsibility of each exhibitor to care for and feed his/her animal(s) the entire week of fair, and until the buyer takes possession of the animal. Improper care after the auction will result in forfeiture of auction money to the Fowlerville Fair Board.
8. All livestock shown in section 762 must be sold at the Small Animal Auction at the Fowlerville Fair.
9. Animals sold through the auction must be shown in their respective market class of the fair.
10. Market animals not shown on show day will not be sold at the auction. Any disqualified animals will not be sold at the auction.
11. It is the responsibility of all exhibitors with market animals to get their animals to the sale ring.
12. Members need to be ready for the auction.
13. All decisions pertaining to the small animal project and sale will be directed by Fair Board and Superintendent.
14. There will be no sale of small market animals during the fair except at the auction.
15. No animals showing signs of illness, disease or parasites will be sold.
16. Exhibitors will be assessed 5% of gross sale of animals or a minimum of \$1.00 to cover cost of programs related to the auction.
17. Release of market animals will be after 12:01am on the last Sunday of fair, unless otherwise specified. Self-destination market animals will be released from 12 am Sunday to 2 am.
18. Animals shown in this division may not be shown in any breeding classes, including production hens.
19. Sale order will be Grand Champion, Reserve Grand Champion, Rate of Gain, 1st Place Showmanship (Senior, Intermediate, Junior), followed by alternating between weight classes. The Grand Champion and Reserve Grand Champion winners will be allowed to write up a small bio regarding their animals to be read at the discretion of the auctioneers and only by the auctioneers.

Auction

20. The order of the sale will rotate from year to year from species to species.
21. No one under the age of 18 may bid on any animals in the auction.
22. Buyers have the option to do with animals as they please, but any animals donated back to the sale will be put through the auction for resale one time with the proceeds going back to the Fowlerville Family Fair.
23. Buyers state at auction the destination of animals. Slaughtering fees and pick up are the responsibility of the buyer.
24. There will be two calls for members to sell their animals after which the animal(s) will be deemed a “no sale.”

Medications

25. No medication will be given to project animals during the two weeks prior to the fair, unless advised otherwise by a veterinarian. Sale of a project animal under medication must be accompanied by written veterinary approval.
26. No animals will be administered any medication after they have been sold at the auction without the consent of the superintendent and the Fowlerville Fair board and buyer.

Market Goats

27. Must meet the age and weights described below:
 - Dairy, Angora and Boer Goats – 7 months
 - Pygmy Goats – 18 months
 - Lightweight Goats – 35 pounds with a 65-pound maximum.
 - Heavyweight Goats – Minimum weight of 66 pounds.
28. Goats must be wethers or does.
29. All male goats must be neutered at least 30 days prior to the fair.
30. Members not wearing the proper show attire will not be permitted to have their animal(s) judged or sold at the Small Animal Auction. Proper attire is white collared shirt and dark pants. Youth will not be allowed to wear sandals while showing or selling animals.
31. All market goats must be dehorned or disbudded.
32. In the event an exhibitor has more than one market goat in a class, then another Fowlerville Fair exhibitor may show the extra animal.

Market Rabbits

33. Must meet the age and weights described below:
 - Pen of Rabbits and Rabbit Fryers – 79 days prior to rabbit check-in, Minimum of 3.5 pounds, maximum of 5.5 pounds per rabbit
 - Rabbit Roaster – 6 months prior to rabbit check in, Minimum of 5.5 pounds, maximum of 9 pounds.
34. Must be meat type.
35. Rabbits must be raised from birth by exhibitor.
36. Members not wearing the proper show attire will not be permitted to have their animal(s) judged or sold at the 4-H Small Animal Auction. Proper attire is white, long sleeved shirt or lab coat and dark pants. Youth will not be allowed to wear sandals while showing or selling animals.

Market Poultry

37. Must meet the age and weights described below:
 Chickens - 12 weeks prior to fair, Pen of three – Minimum of 3 pounds per bird, maximum 10 pounds per bird.
 Ducks – 6 months prior to the fair, Minimum of 5 pounds each duck.
 Geese – 6 months prior to the fair, Minimum of 10 pounds each goose.
 Turkeys – (white or bronze) Toms and Hens – 12 months prior to the fair, Toms and Hens – 15 pound minimum.

38. Poultry and waterfowl must be meat type.

39. Remove feed from all Market Poultry by noon on Wednesday, before loading out at 8:00pm.

40. Band numbers on all market poultry must be recorded on stall cards.

41. After completion of check-in the superintendent will divide Section 762 (Small Market Animals), Class 5185 (Chickens-pen of three) into two sub classes – Fryer/broiler pens will be below 24 pounds and roaster pen, 24 pounds and above. Meat chickens will still be entered as Class 5185 only.
 Note: Uniformity of your pen is a highly desirable trait.

42. Individual market chickens weighing over 10 pounds will not be sold.

43. Members must be either in the show ring or at their animal's pen for the duration of their class, even if the judge does not require the animal to be taken out of the pen. (Larger sections will be separated into weight classes. Youth can refer to the class lists in the barn to know when their class will be judged so that they do not have to be there during the entire section of that show, but rather just for their weight class. They will, however, want to return for the end of the show if they placed at the top of their class for the selection of the Grand Champion and Reserve Grand Champion.

44. Members not wearing the proper show attire will not be permitted to have their animal(s) judged or sold in the Small Animal Auction.

Proper attire is: white, long sleeved shirt or lab coat and dark pants. Youth will not be allowed to wear sandals while showing or selling animals.

45. Market poultry pens must be cleaned in their entirety (putting clean shavings on top is not acceptable) and birds cared for by 10:00 a.m. each day of fair. On Friday of fair the pictures/posters must be in place by 10:00 a.m.

46. Read all Michigan Department of Agriculture and Health requirement rules in the front of this book for permanent ID requirements and health regulations.

Section 760 – Waterfowl

Ribbons only shall be awarded for the classes below:

A - Ribbon B - Ribbon C – Ribbon

Class

5187 Ducks

5188 Geese

Section 761 – Small Market Animals

Ribbons only shall be awarded for the classes below:

A - Ribbon B - Ribbon C – Ribbon

Class

5185 Chickens (pen of three)

5189 Turkey

Section 762 – Small Market Animals

Ribbons only shall be awarded for the classes below:

A - Ribbon B - Ribbon C - Ribbon

If you are entering two of the same species, you must enter that class number twice on your entry form.

Class

5184 Goats

5186 Rabbits (pen of three)

5190 Single Rabbit – (Rabbits will be separated by weight per superintendent)

5192 Production Hens (pen of three)

Section 763 – Non-Auction Small Animals

Ribbons only shall be awarded for classes below:

A - Ribbon B – Ribbon C - Ribbon

Class

5213 Goats-weighing under 35 pounds

5214 Rabbits (pen of 3) – weighing under 3.5 pounds and over 5.5 pounds each

5215 Chickens – weighing under 3 pounds and over 10 pounds each

5216 Ducks under 5 pounds

5217 Geese under 10 pounds

5218 Turkeys under 15 pounds

5219 Single Rabbits (roaster) – weighing under 5.5 pounds and over 9 pounds

5220 Single Rabbits (fryer) – weighing under 3.5 pounds and over 5.5 pounds

Showmanship – See breeding departments for showmanship classes. Every youth should participate in showmanship.

Section 764 – Home Grown

The purpose of the Home-Grown classes is to encourage exhibitors to manage and show animals from their own breeding program.

1. To qualify for the following Home-Grown class the exhibitors or his/her immediate family (parent, sibling, or legal guardian) must own the mother of the animal.
2. Home-Grown class is a ribbon class only. Animals sold in the Small Animal Auction that have been shown in the Home-Grown class will be designated as such on the sale bill.
3. To qualify for the Home-Grown class the animal must also be entered and shown in the appropriate class in Section 762 or 763. Superintendents can move animals to the correct class, but not move exhibitors to showmanship.

Class

5230 Home Grown Market Goat – Ribbon Only

Class order in book is not necessarily show order.

NON-LIVESTOCK EXHIBITS
Creative Arts, Crafts, and Photography
Ribbons for the following sections are:
A - Ribbon B - Ribbon C – Ribbon

DEPARTMENT 60 – CULINARY ARTS (FOOD)
FOOD PREPARATION

1. Exhibitors may enter one entry per class.
2. Food entries for display must be accompanied by the recipe and entry tag. Photos are the preferred method for all perishable food items.
3. A recipe and entry tag must accompany each food entry for judging.
4. Judges will have the option of tasting or not tasting food during judging.

Section 176 – Baked Goods (No Mixes)

Class

- 6448 Cookies – dropped, bar, rolled, shaped, refrigerated, decorative – 4 on a plate
- 6449 Cakes – single layer, 4 cupcakes, sponge, angel food, chiffon or pound cake to include appropriate finish such as frosting or glaze
- 6450 Muffins or biscuits – 4 on a plate
- 6451 Quick breads – plain - loaf
- 6452 Pies
- 6453 Deluxe cakes- double layered or more to include appropriate finish such as frosting or glaze
- 6454 Allergen modified baked good

Section 177 – Yeast Baking

Class

- 6465 Sweet breads, rolls or Danish – loaf or 4 rolls on a plate
- 6466 Coffee cake
- 6467 Buns – shaped – 4 on a plate
- 6468 White bread – plain – loaf
- 6469 Dark bread – loaf
- 6470 Fancy breads – (braided, twist, challah, bagels, etc.)
- 6471 Allergen modified yeast baked good

Section 178 – Prepared Foods

Class

- 6481 Meats, fish, poultry or 1 dish meals
- 6482 Vegetables and fruits
- 6483 Salads (vegetable, fruit, or main dish)
- 6484 Food prepared using alternative methods (i.e. microwave, crockpot, pressure cooker, instant pot, etc.)
- 6485 Soups

Section 179 – Specialty Foods

Class

- 6496 Foods featuring Michigan farm or farm fresh products such as apples, cherries, beans, vegetables, etc.
- 6497 Nutritious snacks
- 6498 Dairy foods, foods made using dairy products
- 6499 Foreign or cultural foods
- 6500 Candies
- 6501 Early American foods, grandmother's recipes
- 6502 Festive foods, (holiday) baked goods, candies, prepared foods, etc.
- 6503 Food art—garnishes, food carving & shaping, etc.
- 6504 Original recipe
- 6505 Any other food item not listed

Section 180 – Modified Foods

Class

- 6506 Convenience foods with flair (add ingredients to the food to make them different or special)
- 6507 Baked goods prepared from a mix
- 6508 Food prepared with modified amount of sugar, sodium, or fats
- 6509 Vegan food
- 6510 Vegetarian food
- 6511 Allergen modified food

Section 181 – Meal Planning

Learning Objective: To encourage Youth to investigate the nutritional tools needed to plan and prepare healthy meals for themselves and their families and to share this knowledge through an exhibit and personal interview.

- 6515 Place setting – should include menu and poster explaining displayed table service and selected meal choices
- 6516 Party plan – include poster describing theme, menu, color scheme, etc. plus one prepared food from the menu with recipe
- 6517 Outdoor meals – include menu, recipes, basket, etc. Must address food safety and danger zone issues

Section 182- Nutrition

Learning Objective: To encourage Youth to learn more about food safety, dietary requirements and demonstrate through their exhibits and personal interview on how this information will be beneficial to themselves and their families.

1. Items or articles on display of the following: posters, samples, or other educational materials.

Class

- 6528 Nutrition – exhibit must show an understanding of the current USDA Food Guidelines.
- 6529 Nutrition and health – Exhibit must show understanding of the relationships between diet, disease and physical condition.
- 6530 Any other nonfood exhibit

Section 183 – Cake Decorating

1. Decorating may be done on a cake or form.
2. Cakes entered in Section 183 may not be entered in another section or class.
3. Decorated cakes will not be cut or tasted.

Class

- 6540 Cake decorating done on cake forms
- 6541 Cake decorating done on actual cake
- 6542 Rolled fondant or other specialties done on cake form
- 6543 Rolled fondant or other specialties done on actual cake
- 6544 Non-traditional cake decorating (use of props or specialty items to help decorate)

DEPARTMENT 61- CULINARY ARTS (FOOD)

FOOD PRESERVATION

1. Exhibits must have been processed since the last fair.
2. Exhibitors may enter one entry per class.
3. A recipe and entry tag must accompany each food entry for judging.
4. Food entries for display must be accompanied by the recipe and entry tag. Photos are the preferred method for all perishable food items.
5. Jar or container may be opened by the judge.
6. All exhibits in Section 207, 208, and 209 must be processed by USDA approved methods.
7. Unopened food containers must be exhibited at the specified area. Opened containers of foods and frozen foods should be exhibited as a picture of the food item with attached entry tag.
8. Jars and frozen food containers must be labeled neatly. Label must include: name of exhibitor, name of contents, kinds or variety, method of preservation used, and date processed.

Section 207 – Canning

1. Jars used for canning should be standard, colorless glass. Tinted glass will not be accepted.
2. Exhibits must be processed by USDA approved methods.
3. Jar may be opened by the judge.

Class

- 6581 One jar of fruit
- 6582 One jar of vegetables
- 6583 One jar of jelly or jam
- 6584 One jar of pickles or relish

Section 208 – Freezing

1. Use approved container for the appropriate method of preservation.
2. Exhibits must be processed by USDA approved methods.
3. Packages may be opened.

Class

- 6595 One package of fruit or fruit jelly
- 6596 One package of vegetables
- 6597 One package of baked food
- 6598 Advanced – one package of frozen food, one complete frozen meal

Section 209 – Dried Foods

1. Exhibits in this section must be dried in a dehydrator using USDA approved methods.

Class

- 6609 One package of dried fruit or fruit leather
- 6610 One package of dried vegetables
- 6612 Dried herb, one bunch with stems, one tablespoon of leaves or seeds

DEPARTMENT 62 – FINE ARTS CREATIVE ARTS & CRAFTS

Section 90 – Creative Crafts

1. No woodworking may be entered in Section 90 or 93.
2. All work in this section must be original. Copies of other works, kits and green ware are not acceptable.
3. Exhibitors may exhibit one in each class in this section.

Class

- 6114 Music: Music, poster composition, special arrangement or other exhibit as suggested by a chorus or band
6115 Art: Painting – acrylics, oils
6116 Art: Painting - watercolor
6117 Art: Drawing – black & white (charcoal, pencil, etc.)
6118 Art: Drawing – color (pencil, crayon, etc.)
6119 Sculpture: Original works done by exhibitor
6120 Creative Writing: Original works done by the exhibitor
6121 Other original works done by the exhibitor

Section 91 – Wood Science

1. Wood Science projects are made from lumber. Even the kits should be pieces of lumber but can be pre-cut and pre-drilled. Articles made from craft material such as craft sticks and die cut images should be entered in Section 93.
2. Basic woodworking skills are defined as sanding, measuring, squaring and finishing.
3. Advanced Woodworking Skills are defined as following a pattern, measuring, squaring, sawing, drilling and finishing.
4. Projects will be judged for (1) originality; (2) complexity and number of operations; (3) craftsmanship and (4) appropriate finish.
5. Projects should be appropriate for the age and experience of the member.
6. Exhibitors may exhibit one in each class in this section.

Class

- 6125 Basic: Only First Year Woodworking Exhibitors Can Exhibit in This Class. Exhibit a pre-cut article assembled with appropriate finish using Basic Woodworking Skills.
6126 Apprentice: 1-2 years of woodworking experience – Exhibit one article made by using basic hand tools, power tools with leader assistance and finished appropriately using Basic Woodworking Skills. No kits
6127 Handyman: 1-3 years of woodworking experience – Exhibit one article made by using power tools and finished appropriately using Advanced Woodworking Skills. No kits.
6128 Craftsman: 3-4 years of woodworking experience – Exhibit one article made by using power tools and finished appropriately using Advanced Woodworking Skills. No kits.
6129 Advanced Craftsman: 5 or more years of woodworking experience – Exhibit an article of own design using power tools and finished appropriately using Advanced Woodworking Skills. No kits.

Section 92 – Ceramics

1. Exhibitors may exhibit one in each class in this section.

Class

- 6130 Vase, Bowl or Plate
6131 Animal
6132 Figure
6133 Fowl or Bird
6134 Christmas, Nativity scene or other holiday
6135 Miscellaneous

Section 93 – Other Crafts

1. Exhibitors may exhibit one in each class in this section.
2. Recycled items (class 6157) are created using "found" materials or materials that would otherwise be thrown away (ex: Styrofoam containers, cardboard, packing material, etc.)

Class

- 6140 Stenciling
6141 Baskets
6142 Candles
6143 Tin Punching
6144 Spinning

- 6145 Weaving
- 6146 Woodcarving
- 6147 Wood burning
- 6148 Mosaic Tile
- 6149 Metal
- 6150 Plastics
- 6151 Fabric Painting
- 6152 Toys
- 6153 Decoupage
- 6154 Leather craft
- 6155 Holiday or Season Crafts
- 6156 Jewelry
- 6157 Recycled Items
- 6158 Stamping
- 6159 Tie-Dying
- 6160 Other Crafts

Section 94 – Collections

1. Collections entered in this section must show educational value.
2. Members should be prepared to tell the importance and significance of their collections.
3. Members may only enter one class in this section.
4. Collections should be displayed attractively for judging.
5. If the value of the collection deems it necessary to remove from the exhibit area after judging, a color photo(s) of the collections, mounted on an 8 1/2 x 11 poster board or scrapbook/notebook shall remain on display for the remainder of the fair.

Class

- 6170 Collections - Various

Section 95 – Family and Community Heritage

Learning Objective: To give Youth an opportunity to learn about traditions, skills and folklore in their families and communities by talking to people and learning directly from them and showing what has been learned with an exhibit, a Family and Community Heritage information sheet, and personal interview.

1. Family and Community Heritage is a project area in which members learn about traditions, skills and folklore in their families and their communities.
2. The traditions and skills are learned by talking to people and learning directly from them, whenever possible.
3. Exhibitor must include an exhibit or a poster along with a Family and Community Heritage information sheet for each entry.
4. Exhibitors may enter up to FIVE classes in this section.

Class

- 6207 Folk Skills/Crafts
- 6208 Family Folklore
- 6209 Foodways (customs of food production, food preservation, food preparation, food presentation, food marketing, and food folklore).
- 6210 Photography (historical sites, craftsmen, events/festivals in your community)
- 6211 Documental Interview
- 6212 Historical Clothing
- 6213 Quilting
- 6214 Heritage Gardening
- 6215 Heritage Artifacts Collections
- 6216 Community Folklore
- 6217 Folk Games and Toys
- 6218 Livestock/Animal Lore
- 6219 Architecture/Building/Shelters
- 6220 Hunting/Fishing/Trapping
- 6221 Indian Lore
- 6222 Ethnic Celebrations
- 6223 Ethnic Clothing
- 6224 Occupational Traditions
- 6225 Folk Medicine
- 6226 Any other not listed above

Section 96-Scrapbooking

1. Scrapbook pages should be displayed in a scrapbook or folder.
2. Members may exhibit the same scrapbook year after year as long as they add the correct number of additional pages each year.
3. Pages added to the scrapbook for this year's exhibit need to be labeled with the year.
4. Scrapbook pages will be judged on creativity, use of color and embellishments.

Class

- 6440 Beginning Scrapbooking, ages 8-11, a two- page layout added to an existing book or in a new book.
6441 Intermediate Scrapbooking ages 12-14, 2 two-page layouts added to an existing book or in a new book.
6442 Senior Scrapbooking ages 15-19, 4 two-page layouts added to an existing book or in a new book.

DEPARTMENT 63 – PHOTOGRAPHY

Section 97 – Photography



1. Photos, prints and videos must have been taken by the exhibitor during the current year.
2. Exhibitor may have one entry per class
3. Photographs must be matted or framed or mounted on poster board.
4. Multiple photos must be no larger than 4"x6". Photos must be mounted on poster board or mat board.
5. Categories to be used for classes with multiple photos are: animals, buildings, flowers, landscape, seascape, people, and still life.
6. The exhibitor must provide viewing equipment for videos.
7. No captions allowed

Class

- 6237 5 prints, each from a different category (categories listed in rule #5 above) – not edited
6238 Photo Essay, 5 prints that relate to each other – not edited
6239 8"x10" enlargement, black and white – not edited
6240 8"x10" enlargement, color – not edited
6241 5 prints, each from a different category (categories listed in rule #5 above) – edited
6242 Photo Essay, 5 prints that relate to each other – edited
6243 8"x10" enlargement, black and white – edited
6244 8"x10" enlargement, color – edited
6245 Video – unedited, maximum of 5 minutes will be judged
6246 Video – edited, maximum of 5 minutes will be judged

DEPARTMENT 64 – CLOTHING AND TEXTILES

Section 147 – Clothing, Knitting and Crocheting

1. Exhibitors may enter up to three classes in this section and only one entry in each class.

Class

- 6335 Clothing – Junior (8-11)
- 6336 Clothing – Intermediate (12-14)
- 6337 Clothing – Senior (15-19)
- 6338 Knitting – Junior (8-11)
- 6339 Knitting – Intermediate (12-14)
- 6340 Knitting – Senior (15-19)
- 6341 Crocheting – Junior (8-11)
- 6342 Crocheting – Intermediate (12-14)
- 6343 Crocheting – Senior (15-19)

Section 148 – Buymanship

Learning Objective: To encourage Youth to learn more about purchasing and the care of ready-made clothing and to share this knowledge through a personal interview and a notebook exhibit.

1. A buymanship exhibit shall consist of a purchased outfit (maximum cost of \$25.00) and a notebook.
2. Exhibitor is not required to wear the outfit during judging, but the outfit is part of the project and required to be brought along with the notebook for judging. Only the notebook needs to remain on display during fair.
3. Exhibitors may enter one entry in this section.

Class

- 6350 Buymanship – Junior (8-11)
- 6351 Buymanship – Intermediate (12-14)
- 6352 Buymanship – Senior (15 –19)

Section 149 – Needlecrafts

1. Exhibitors may exhibit one item or article in each class in this section.
2. Items on display are made from kits, pre-printed designs, stencils, iron-on pictures, or use of a pattern.

Class

- 6360 Needlepoint
- 6361 Embroidery
- 6362 Macramé
- 6363 Rug Hooking or Latching
- 6364 Felting
- 6365 Counted cross-stitch
- 6366 Quilting
- 6367 Non-Wearable Knitted or Crocheted Item
- 6368 Other needlecrafts (i.e.: Tatting, Candle wicking etc.)
- 6369 Handspun then knitted, woven, crochet into item by same member

Section 150 – Original Needlecrafts

1. Exhibitors may exhibit one item in each class in this section.
2. Items on display in this section are of original designs by the exhibitor. Original meaning not in kit form, preprinted design, stencil, iron-on picture or use of a pattern.

Class

- 6380 Needlepoint
- 6381 Embroidery
- 6382 Macramé
- 6383 Rug Hooking or Latching
- 6384 Felting
- 6385 Counted Cross-Stitch
- 6386 Quilting
- 6387 Non-Wearable Knitted or Crocheted Item
- 6388 Other original needlecrafts (i.e. Tatting, Candle wicking etc.)
- 6389 Handspun then knitted, woven, crochet into item by same member

Section 151 – Sewn Articles and Clothing Accessories

1. Exhibitors may exhibit one item in this section.

Class

- 6400 Clothing Accessory
- 6401 Home Decorating Item
- 6402 Doll or Toy
- 6403 Repurposed Items – Sewn from article of clothing or fabric
- 6404 Other Sewn Item.

Section 152 – Non-Sewn Articles and Clothing Accessories

1. Exhibitors may exhibit one item in this section.

Class

- 6410 Non-Sewn Clothing Accessory
- 6411 Non-Sewn Home Decorating Item
- 6412 Non-Sewn Doll or Toy
- 6413 Repurposed Items - Non-sewn article from article of Clothing or fabric
- 6414 Other Non-Sewn Item

DEPARTMENT 65 - DEMONSTRATIONS

Learning Objective: To help Youth develop and practice public speaking skills and share the skills they have learned with an audience and a group of judges.

1. Exhibitor must set up for his/her own demonstration, public speaking or clowning exhibit and furnish necessary equipment.
2. Exhibitor must check with the Fair office for demonstration, public speaking, or clowning time.
3. Demonstrations must show how to do something or how something works.
4. Make entry in one person's name only.
5. Public speaking – speech length must be a minimum of three minutes.
6. Public speaking (impromptu) – the exhibitor will be given a list of three possible topics and will have fifteen minutes to choose one of those topics and prepare for a two- to three-minute speech. Topics would range from silly to serious.
7. Clowning – exhibitor must be in full makeup and costume and perform one skill for the judge. Exhibitor will be evaluated on makeup, costume, and skill.
8. Clowning exhibits – An exhibit must be something the member has made for his/her clown act or because of it. Examples: costume, props, scrapbook, or places where he/she has entertained, etc. Individual entries only.
9. Sign-up sheets for Demonstrations and Public Speaking and Clowning are in the north-end of the Non-Animal Exhibit Building
10. Silver Ribbon Award is by invitation only. The exhibitor will demonstrate or speak about their project during fair week at a designated area. The exhibitors will be selected by the superintendents of the Fine Arts, Photography, Clothing and Textiles, Culinary Arts, Horticulture, Floriculture, Agriculture, Collections, Folk patterns and Scrapbooking, Natural Resources, Education Projects, Sciences areas. There will be approximately 1-4 awards/areas. The special invitation will be placed next to the selected entry after the projects have been judged. Each exhibitor will be presented with the Silver Ribbon after their 3–5-minute presentation.
11. Exhibitors may enter once per section.

Ribbons for below classes shall be:

A - Ribbon B - Ribbon C - Ribbon

Section 477 – Demonstrations, Public Speaking

Class

- 7286 One-person demonstration
- 7287 Two-person demonstration
- 7288 Public speaking (Prepared)
- 7289 Public speaking (Impromptu)
- 7290 Peewee Demonstrations
- 7291 Peewee Public Speaking

Section 478 – Clowning

Class

- 7296 Clowning
- 7297 Clowning exhibits



DEPARTMENT 66 – NATURAL RESOURCES CONSERVATION & ENTOMOLOGY

Learning Objective: To encourage Youth to explore, investigate and experience our natural resources, the weather, rocks and minerals, the world of insects and show what they learned through educational exhibits and personal interviews.

Section 288 – Conservation

1. Exhibitors may exhibit once in each class in this section.
2. Exhibitors must include an exhibit or display of items or articles concerning some phase of conservation that the exhibitor has studied.

Class

- 6797 Conservation and youth
- 6798 Conservation and water
- 6799 Conservation and land
- 6800 Conservation and forest
- 6801 Conservation and wildlife
- 6802 Conservation and wildflowers

Section 289 – Weather, Rocks and Minerals

1. Exhibitors may enter one class in this section.

Class

- 6813 Understanding weather
- 6814 Building a weather station
- 6815 Weather maps and forecasting
- 6816 Severe weather
- 6817 Air pollution
- 6818 Project rainfall
- 6819 Rocks and minerals, specimens on display (notebook which includes a complete identification form from each specimen on display)

Section 290 – Entomology

1. Exhibitor in classes 6831-6838 must display specimens in an exhibit box.
2. Exhibitors may enter up to two classes in this section.
3. Insect collections may be built upon each year.

Class

- 6831 1st year Entomology – exhibit 15 or more specimens from at least 3 orders
- 6832 Entomology I – exhibit of 25 or more labeled adult insects representing at least 4 orders
- 6833 Entomology II – exhibit of 50 or more labeled adult insects representing at least 4 orders
- 6834 Entomology III – exhibit of 100 labeled adult insects representing at least 10 orders
- 6835 Entomology IV and Advanced – exhibit of 200 labeled adult and/or immature insects suitably preserved in two exhibit boxes
- 6836 Entomology V and Advanced – experimental problems
- 6837 Beekeeping – exhibit on display
- 6838 Other creative exhibits

DEPARTMENT 67 – EDUCATIONAL PROJECTS SAFETY & EMERGENCY PREPAREDNESS

Learning Objective: To prepare Youth for emergencies and give them the opportunity to show what they have learned through safety and first aid exhibits and a personal interview.

1. Exhibits should be on a specific topic within such areas as: fire prevention, home safety, bicycle safety or other areas of safety.
2. Exhibits should be educational posters or display of articles made.
3. Exhibitors are limited to one exhibit per section unless otherwise specified.

Section 370 – Safety

Class

- 7025 Bicycle safety
- 7026 Swimming safety
- 7027 Gun safety
- 7028 Other safety

Section 371 – Emergency Preparedness

Class

- 7040 Home first aid
- 7041 Camping first aid
- 7042 Travel first aid
- 7043 Industrial first aid

LEISURE EDUCATION & SPORTS

Learning Objective: To encourage Youth to develop a sense of physical fitness, enhance their knowledge of leisure and sport activities and give them the opportunity to show what they have learned through exhibits and personal interviews.

Section 397 – Sports

1. Display of posters, items or articles concerning the following:

Class

- 7050 Bowling
- 7051 Softball or baseball
- 7052 Other

Section 398 – Shooting Sports

1. Exhibitors may exhibit in each class in this section.

Class

- 7060 Archery (poster or target)
- 7061 BB gun
- 7062 Pellet gun
- 7063 .22 rifle
- 7064 Trap
- 7065 Skeet
- 7066 Sporting clays
- 7067 Muzzleloader
- 7068 Educational exhibit – Related to shooting sports

Section 399 – Fishing

Class

- 7070 Flies – a set of hand tied flies
- 7071 Lures – a set of handmade fishing lures
- 7072 Educational exhibit – Fish identification, equipment identification, fishing journal, etc.

LEADERSHIP, ACHIEVEMENT, SELF-DETERMINED, & CITIZENSHIP

Learning Objective: To provide an opportunity for Youth teen leaders to demonstrate their leadership skills through their exhibits and a personal interview.

Section 455 – Self-Determined Projects

1. Exhibitors entering self-determined projects may not have a duplicate project in another area.
2. Exhibit should be a specific topic, for example, personal improvement; home design; furniture restoration; etc. Name topic when making an entry.
3. Exhibit must include a poster and notebook, poster and display or display and notebook.
4. Exhibits entered in this class cannot fall under any other class within the fair book.

Ribbons for class 7217:

A - Ribbon B - Ribbon C – Ribbon

Class

7217 Self-Determination Projects

Section 456 – Citizenship

1. One entry per class.
2. Exhibitor must include a notebook and poster on display.
3. Exhibitor must show participation in event or activity.

Ribbons for classes 7250-7254:

A - Ribbon B - Ribbon C – Ribbon

Class

7250 Field trip or tour with club, family, school, etc.

7251 Service projects – local or community based

RECORD BOOKS

Learning Objectives: To encourage Youth to realize the importance in keeping accurate and complete records on their market animals, project animals or for their club. Their knowledge will be evaluated based on completeness, presentation and accuracy.

Section 1457 – Record Books

1. Record books may be entered in the following classes. Members may exhibit only 1 entry per class.

Ribbons for classes 7227-7235 will be:

A - Ribbon B - Ribbon C – Ribbon

Class

7227 Large Market Animals (beef, sheep, swine)

7230 Small Market Animals (poultry, rabbits, goats)

7234 Secretary's Book exhibits

7235 Treasurer's Book exhibits

7236 All other record books

DEPARTMENT 68 – SCIENCES

Section 343 – Animal Science

Learning Objectives: To encourage youth to research an animal science topic and show what they have learned through an exhibit and personal interview.

1. A poster or other items pertaining to animal sciences or veterinary science with attached list of references.

Class

- 6019 Animal Science
- 6020 Veterinary Science

Section 344 – Electrical Science

Learning Objective: To encourage youth to explore and investigate electricity and let them show what they have learned through an electrical science exhibit and personal interview.

Class

- 6010 First year – electrical, electronics, and electrical science article on display
- 6011 Second year – electrical, electronics, and electrical science articles on display
- 6012 Advanced electrical – electronics and electrical science articles on display

Section 345 – Engines and Power

Learning Objective: To encourage youth to learn more about applied technology through their exhibits relating to tractors, engines and welding and a personal interview.

Class

- 6020 Automotive – poster or articles on display
- 6021 Small engines – poster or articles on display
- 6022 Welding – poster or articles on display
- 6023 Tractor/Machinery – poster or articles on display

ROCKETRY & AEROSPACE

Learning Objective: To encourage youth to explore, investigate and experience the science of rockets and aerospace and to demonstrate what they have learned through exhibits, launch logbooks and a personal interview.

1. A display stand will be part of judging and included in the total scoring at the fair. A simple stand is the launch pad.
2. Each exhibitor should have a log, which shows flight characteristics and flight data.

Section 443 – Poster and Notebook

Class

- 6030 Poster
- 6031 Notebook

Section 444 – Model Rocket

1. Rockets will be judge with a display stand and a log statement.

Class

- 6040 Model Rocket/Flight Log

COMPUTERS

Learning Objective: To encourage youth to explore, investigate and experience computer hardware, software, the Internet and to demonstrate what they have learned through computer exhibits and personal interviews

Section 543 - Computers

1. Notebook for classes 6051, 6052 and 6053 should include, but is not limited to, documentation for process of page setup, tab setting, columns, margins, commands, and other features applicable to the specific program used.

Class

- 6050 First year – Notebook, poster, or articles showing knowledge of computer hardware (first year only)
- 6051 Second year – Notebook, poster, or articles showing knowledge of word processing and merging
- 6052 Third year – Notebook, poster, or articles showing knowledge of graphic design and layout
- 6053 Notebook, poster, or articles on display showing knowledge of spreadsheet or database
- 6054 Notebook, poster, or articles on display showing knowledge of the Internet (web design, etc.)
- 6055 Notebook, poster, or articles on display showing knowledge of computer programming

ROBOTICS

Learning Objective: To encourage youth to learn more about the science of robotics and to demonstrate what they have learned through a robotics exhibit and personal interview.

Section 643 – Robotics – Individual Project

1. One entry per class
2. Exhibit must include one or more of the following items: trifold, notebook, model, or the actual device.
3. All exhibits are to be prepared, assembled and built by the exhibitor.

Class

- 6060 Robotic Design – display design drawings of project. To include specific layout design, materials list, power source, and description of robotic task.
- 6061 Robotic Education Display – Each project to include notebook along with Trifold Display or other appropriate method to display work.
- 6062 LEGO Robotics
- 6063 Junk Drawer Robotics
- 6064 Beginner; Kit (purchased off the shelf) – 1st year only
- 6065 Intermediate: Build from separately sourced components with planning assistance.
- 6066 Advanced: Design and build – Robot and notebook (sample notebook available for members to reference.)

Section 644 – Team Project (a team shall consist of 2-3 members)

- 6070 Intermediate: Build from separately sourced components with planning assistance
- 6071 Advanced: Design and build – Robot and notebook (sample notebook available for members to reference)

DEPARTMENT 69 – AGRICULTURE

CROPS

1. Each exhibitor will be allowed to enter one entry per class.
2. Vines and stalks must be from the current season's production and all other crops may be from the previous year.
3. All exhibits in classes 6730-6741 must be grown by the exhibitor and attractively displayed.

Ribbons for Section 1262-1263 shall be:

A - Ribbon B - Ribbon C – Ribbon

Section 262 – Crops

Class

- 6730 Wheat, red or white (peck)
- 6731 Oats (peck)
- 6732 Hay
- 6733 Soybeans (peck)
- 6734 Corn, dent (peck shelled)
- 6735 Corn, dent (10 ears)
- 6736 Soybeans (3 vines)
- 6737 Corn, dent (3 stalks)
- 6738 Rye (peck)
- 6739 Popcorn, shelled or 10 ears
- 6740 Extracted honey (one pound per jar)
- 6741 Comb honey (one 4"x 4" square)
- 6742 Maple Syrup (8 ounce glass flat oval container)

Section 263 – Educational Crop Displays

Learning Objectives: To encourage youth to learn about the production of agricultural crops and their importance to our economy and wellbeing.

Class

- 6750 Poster display – Related to crop production
- 6751 Three-dimensional display – Related to crop production
- 6752 Written interview with producer – Exhibited with crop, etc.
- 6753 Educational exhibit using herbs

FIBER

Section 264 – Fiber

1. This division is for raw fiber only
2. A fleece is defined as the fiber from one animal.
3. Attach a 3x5 card to each fleece stating what the fleece was taken from and in the case of sheep if the fleece is fine, medium or coarse.
4. Fiber will be judged on the 1st Saturday of fair with non-animal items.

Ribbons for below classes shall be:

A - Ribbon B - Ribbon C – Ribbon

Class

- 6760 Wool Fleece-sheep
- 6761 Exotic Fiber Fleece- Dog, Alpaca/Llama, Goat, Rabbit

DEPARTMENT 70 – FLORICULTURE

1. It is recommended that exhibits be made in narrow neck bottles that are not taller than half the length of the stems of the specimens exhibited.
2. The foliage should be left on the specimens exhibited.
3. Exhibitors may exhibit in two classes in each section.
4. A 3x5 card identifying the flowers being exhibited must be part of each floriculture exhibit.

Section 316 – Flower Garden

Class

- 6890 Annual flowers
- 6891 Perennial flowers
- 6892 Bulbs
- 6893 Any other flower not mentioned

Section 317 – Flower Arrangements

1. Exhibitor must make the arrangements at the fair for classes 6900 and 6901.
2. No artificial flowers may be used in arrangements.
3. Judging is based on the results of the arrangement made by the exhibitor.
4. Articles, arrangements, or specimens on display make an exhibit for classes 6900 thru 6906.

Class

- 6900 Flower arrangement using homegrown flowers
- 6901 Flower arrangement using purchased flowers
- 6902 Dried flower arrangement
- 6903 Corsages
- 6904 Dried corsages
- 6905 Plaques from dried materials
- 6906 Pressed flowers – Sun catchers, greeting cards, plaques, etc.

Section 318 – Plant Arrangements

1. Arrangements in this section must be made by the exhibitor.
2. Arrangements may be made prior to arrival at the fair for this section.

Class

- 6910 Houseplants – this class includes both flowering and foliage plants that can live in a house year round
- 6911 Indoor bulbs, corms, tubers, etc.
- 6912 Dish gardens and terrariums

Section 319 – Herb Garden

1. All herbs are to be grown by the exhibitor.
2. All herbs must be labeled.

Class

- 6920 Fresh cut, one bunch with collected stems equaling one inch in diameter
- 6921 Potted herb

DEPARTMENT 71 - HORTICULTURE

FRUITS AND VEGETABLES

1. Kinds of vegetables are to be interpreted as follows: tomatoes are to be counted as one kind of vegetable, either red, yellow, or cherry. The same is true of beans, cucumbers, onions, peppers, lettuce and all other vegetables except summer squash and winter squash, which will be considered as two different kinds of vegetables.
2. Exhibitors may enter up to one exhibit per section.

Section 235 – Fruits and Vegetables

1 specimen – broccoli (bunch), cabbage, cantaloupe, cauliflower, celery (plant), eggplant, leeks (bunch), green onions (bunch), pumpkin, winter squash, watermelon

3 specimens – globe, artichokes, rutabagas, summer squash

5 specimen – beets, carrots, sweet corn, cucumbers, kohlrabi, okra, dry onions, parsnips, peppers, potatoes, radishes, salsify, sweet potatoes, tomatoes, turnips, green or wax beans, lima beans, brussels sprouts, peas

Class

- 6660 A quart container or plate of fruit
6661 One plate of same variety and same kind of vegetable
6662 Three plates of three different kinds of vegetables – Vegetables must be of the same variety on any one plate
6663 One container of at least eight, but not more than twelve kinds of vegetables
6664 Garden oddities – Homegrown, unusually shaped vegetable or fruit

Section 236 – Experimental Fruits & Vegetables

Learning Objective: To encourage youth to experiment and investigate the area of plant science, learn about plant culture, propagation, other plant related topics and share what they have learned through journals, specimens and educational exhibits.

- 6670 Experimental, educational and plant science exhibit – Experimental projects including variety comparisons, fertilizer trails – Container or mini gardens, plant collections such as pressed specimens of seeds of vegetables, etc. – Pollution studies, propagation experiments, experiments on plant culture, any other experimental or innovative exhibits are welcome – Actual display of project or experiment will be judged
6671 Garden Journal

Section 237 – Vegetables & Fruit Creations

Learning Objective: To encourage youth to have fun and be creative with a variety of fruits and vegetables and share this knowledge through an exhibit and personal interview.

1. Entries must be built entirely of vegetables and fruit.
2. Entries may not exceed three feet in height.
3. Entries must be named.

Class

- 6680 Person
6681 Animal
6682 Thing

Best Kept Barn - Golden Broom Award

A new competition between species and barns at the Fowlerville Family Fair.

This competition will have entire species and barns competing against each other as to which barn will be the cleanest, safest, and friendliest.

Scoring:

Cleanliness: Barns will be judged on overall cleanliness, both inside and out.

Each barn should take care of trash and debris in and around their barn. Hay, straw, and shavings and manure should be disposed of properly. Animals and pens should be clean and well kept. Wash racks surrounding the barns should be clean and free of debris. Decorations should be neat and tidy.

15 points

Safety: Barns will be judged on overall safety, including keeping exhibitors, fair visitors, and animals safe. Tack equipment, grooming stands/chutes, forks, brooms, etc. should be used and stored in the safest manner possible. General public traffic areas should be free of any unnecessary equipment and tack. Exhibitors will conduct themselves in a manner that will keep everyone, including animals, safe and out of harm's way.

15 points

Character: Barns will be judged on the overall friendliness, helpfulness, and character of exhibitors. Observations will be made regarding attitude and interactions with others.

15 points

Total points possible each day is 45. The barn with the highest total points at the end of the week wins The Golden Broom Award. That barn will have the broom displayed in their barn the following year of fair. Barns are broken down as Sheep, Horse, Beef, Swine, Dairy/Goat, Small Animal.

DEPARTMENT 73 – Peewee – 5-7 YEAR OLDS

Section 525 – 5-7 Year Old's

1. 5-7-year-old participants will be allowed one entry per class in Department 73 with a maximum of six entries in the non-animal section.
2. Judging for the non-animal classes will be on the first Saturday of fair.
3. Each 5-7-year-old exhibitor will receive a special award for their efforts.
4. Reference specific rules for project guidelines for non-animal entries unless otherwise noted in classes below.
5. The exhibitor must make all exhibits themselves. Parents may assist their child only.
6. Photographs must accompany exhibits that may spoil. Examples: foods, vegetables, fruits and creations.

Non-Animal

Class

- 7420 Creative Arts – Examples: one drawing or painting or sculpture etc.
- 7421 Folk Art – Examples: one stencil basket, candle, or tin punching, etc.
- 7422 Woodworking – pre-cut, pre-drilled kits only
- 7423 Collections – exhibit consists of pictures or a story
- 7424 Other crafts
- 7425 Photography – five colored prints no larger than 4"x6" on any size poster board
- 7426 Sewing
- 7427 Sports – poster or display
- 7428 Needlecraft – kits only
- 7429 Food and Nutrition – poster on foods/nutrition or prepared food item from a box mix.
- 7430 Conservation – exhibit on display
- 7431 Vegetable or Fruit – one 9" paper plate of one home grown variety of Vegetable or Fruit
- 7432 Flower Garden
- 7433 Vegetable/Fruit Creations – entry must be built entirely of vegetables & fruit; entry may not exceed 3' in height; entry must be named.
- 7434 Entomology – must place specimens neatly on display
- 7435 Safety/Emergency Preparedness – educational poster or display
- 7436 Animal Science – poster; no live animals
- 7437 Knitting/Crocheting
- 7438 Recycled items
- 7439 Scrapbooking
- 7440 Holiday or Seasonal Craft
- 7441 T-Shirt Craft
- 7442 Record Book
- 7443 Self Determined

Peewee's are allowed to sell one non-animal item in the Still Life Auction, that has been entered and shown in Department 73. Please enter the appropriate class for the Auction in Department 75.

Animal classes are separate from the non-animal portion.

1. There is no limit on the number of animal classes.
2. Peewee Showmanship will take place at the beginning of each animal show.
3. Peewee exhibitor must make arrangements with another exhibitor, prior to the day, as to what animal they will be showing.
4. Peewee exhibitors may have assistance in the show ring, but it is not required.
5. Peewee exhibitors need to follow all show rules for each specific animal section.

Animal

Class

- 7444 Goat
- 7445 Sheep
- 7446 Swine
- 7447 Feeder Calf

****Peeweess may also enter the Public Speaking and Demonstrations in Department 65 Section 477. This does not count as one of their six entries.**

DEPARTMENT 75 – STILL EXHIBIT AUCTION

1. An exhibitor may sell one still exhibit item in this sale.
3. Items to be sold in the Still Exhibit Auction must also be judged and exhibited at the fair. Members must enter the appropriate class for the project AND the Still Exhibit Auction Class.
4. Projects eligible for the Still Exhibit Auction; Fine Arts/Creative Arts and Crafts; Photography; clothing and Textiles; Culinary Arts (foods & baked goods not requiring refrigeration in Sections 176, 177 and 179 – except class 6498); Horticulture/Fruits & Vegetables; Floriculture; Agriculture/Crops; Folk Art; Agriculture/Fiber/Products.
5. Any food/horticulture item sold in the auction must be a duplicate of the food/horticulture project entered by the exhibitor for judging.
6. The duplicate food/horticulture item sold in the auction must be prepared within 24 hours of the auction, so that it arrived fresh to the buyer immediately after purchase. *Ex: If you enter muffins in the auction, do not bake the duplicate muffins at the same time you bake the ones for judging. They will be stale by the time the buyer receives them on the day of the auction.*
7. All food entries must be whole or at least a full dozen and must include a list of all ingredients.
8. It is the exhibitor's responsibility to properly store food items (keep refrigerated if necessary).
9. All auction items, except duplicate food/horticulture and floriculture entries, must be returned to the Non-Animal Exhibit Building and remain on display until designated release time. Floriculture items must be replaced with a photograph.
10. It is the exhibitor's responsibility to pick up the item when the exhibits are released and deliver it to the buyer. Still Exhibit auction items will be released at the same time as all other still projects.
11. Exhibitors who do not deliver sold projects forfeit their sale proceeds.
12. The exhibitor must be present to sell their own project.
13. No one under the age of 18 may bid on any still exhibits in the auction.
14. Exhibitors will be assessed 5% of gross sale of still exhibits or a minimum of \$1.00 to cover costs of program related to auction.
15. Peewee's will be selling at the beginning of the sale. Sale order will be assigned alphabetically by exhibitor's last name. Even years will start with "A" and odd years will start with "Z" and go in reverse.
16. Exhibitors are expected to write thank you notes to their buyers.

Section 526 – Still Exhibit Auction

Class

- | | |
|------|---|
| 8000 | Fine Arts/Creative Arts and Crafts |
| 8001 | Photography |
| 8002 | Clothing and Textiles |
| 8003 | Culinary Arts (foods & baked goods not requiring refrigeration) |
| 8004 | Horticulture/Fruits & Vegetables |
| 8005 | Floriculture |
| 8006 | Agriculture/Crops |
| 8007 | Folk Art |
| 8008 | Agriculture/Fiber/Products |

Best Decorated/Cleanest Campsite

1st Place - Free 2022 Campsite

2nd Place - ½ off 2022 Campsite

3rd Place - \$50 off 2022 Campsite

Honorable Mention - 2 adult week entry passes for 2022

RULES:

1. Open to all Registered Camp Sites, includes Superintendents.
2. Boards of Directors are not eligible to participate, although we expect tidy sites.
3. Contestants may decorate in any way they choose.
4. Campsite does not have to be decorated; judging will be made on either cleanliness or decorations.
5. Judges will be chosen volunteers not within the community, and more than likely will not know anyone. They will do a walk through daily throughout the week.
6. Winners will be awarded Friday, July 30, 2021, in the evening hours. Winners will receive a rosette and certificate to be used for registration the following year. Awards will be placed on campsites, please look for them.
7. If you know this is your last year, you may use your prize in the form of a refund on current year. Please see the fair office.



**Awards Sponsored by: Camper/Trailer Parts & Repair
(517) 223-9670**